

## Minor Enrolment

### Ca' Foscari undergraduate or postgraduate students

**IMPORTANT:** Minors are free of charge for all Ca' Foscari undergraduate and postgraduate students, however further enrolments will be subject to payment (reduced contribution). It is possible to withdraw: more information at [FAQs](#).

1. From your Personal area click on “Immatricolazione – S3”:

Università Ca' Foscari Venezia

cerca in Unive.it

Logout

### Area riservata studenti

#### Carriera - Servizi

Qui puoi accedere direttamente a tutti i servizi e alle procedure online che riguardano la tua **carriera universitaria**. Alcuni servizi sono gestiti attraverso **Esse3 (S3)**, un sistema informatico esterno utilizzato da molti atenei italiani; altri sono gestiti direttamente attraverso gli strumenti informatici di Ca' Foscari.

**Dati personali**  
Modifica dati anagrafici - S3  
Cambio password

**Ammissione e immatricolazione**  
Iscrizione a test di ammissione - S3  
**Immatricolazione - S3**  
Iscrizione a test di valutazione - S3  
Iscrizione esami di stato - S3

**Carriera**  
Iscrizioni - S3  
Passaggio interno / opzione - S3  
Trasferimento ad altro Ateneo - S3

2. Select your active Degree programme:

Università Ca' Foscari Venezia Online

Area riservata esse3

MENU

### Program selection

Here you can find the programs associated with your student number.

Select the program you wish to edit

Student number	Degree Type	Degree Program	Status	
855851	Corso di Dottorato (D.M.45/2013)	COMPUTER SCIENCE	Cessato - Errata Immatricolazione	Select
855851	Second Cycle Degree Programme	ENVIRONMENTAL SCIENCES	Cessato - Errata Immatricolazione	Select
855851	First Cycle degree programme (Bachelor)	BUSINESS ADMINISTRATION	Attivo	Select

3. Click on “Enrolment”:



## Enrolment

You are about to begin your enrolment.

Please, remember that the University will use the data you provide in accordance with the regulations of the D. Lgs. 196/2003, which foresees the "protection of people and subjects regarding personal data processing", and within the purposes strictly related to pertinent activities. Personal data processing is fulfilled so as to guarantee data safety and privacy.

Data may be communicated to external parties as well (e.g. AlmaLaurea or the bank treasurer), in the case that the communication is necessary for the university's institutional performance.

Enrolment

### 4. Select "Enrolment" and continue:



A 1 2 3 4 5 ... >>

#### Enrolment: Tipology

Enrolment request

Tipology

☒ Enrolment

Back

Confirm

Legenda

★ Data needed

### 5. Select "Enrolment to unlimited admission Programmes" and continue:



A 1 2 3 4 5 ... >>

#### Enrolment: Choose type of admission

Through the following pages you will be able to proceed with the registration in the course of study that you will indicate.

Choose type admission to the course of study

☒ Enrolment to unlimited admission Programmes

Back

Next

Legenda

★ Data needed

### 6. Select "Minor":

## Enrolment: Choose type of course

In this page are presented the types of courses you can choose to enroll.


Choose type of course


Post-reform\*

☒ Minor
   
☐ SINGLE COURSE

Back

Next


 Legenda


 Data needed

## 7. Select the desired Minor:


## Enrolment: Choose path of study


In this page are presented the path of study you can choose to enroll at Ca' Foscari University of Venice

Facoltà	Course of study
Department of Asian and North African Studies	
	<input type="radio"/> ENVIRONMENTAL HUMANITIES
Dipartimento di Economia	
	<input type="radio"/> ECONOMICS AND LABOUR OF DIGITAL INNOVATION
Dipartimento di Management	
	<input checked="" type="radio"/> BUSINESS, BANKS, EMPLOYMENT AND TAXATION

Back

Next


 Legenda


 Data needed

## 8. Continue by clicking on “next” and “confirm”:

## Confirm the chosen course of study

This page summarizes all the options set. If they are correct, proceed with the confirmation, otherwise use the "Back" button to make changes

### Course of study

Type of course of study	Minor
Academic year	2023/2024
Course of study	BUSINESS, BANKS, EMPLOYMENT AND TAXATION
Curriculum	PERCORSO COMUNE

Back

Confirm

## 9. Continue until you reach this screen:

## Immatricolazione

In questa pagina sono riepilogati i dati inseriti durante la procedura di preimmatricolazione

### Dati Immatricolazione

Anno Accademico	2023
Tipo di Titolo di Studio	Tipo titolo non definito
Tipo di Corso di Studio	Minor
Tipo di immatricolazione	Immatricolazione standard
Corso di Studio	IMPRESA, BANCHE, LAVORO E FISCO
Ordinamento di Corso di Studio	IMPRESA, BANCHE, LAVORO E FISCO
Percorso di Studio	PERCORSO COMUNE

### Dati immatricolazione al Sistema Universitario

A.A. Immatricolazione SU	
Data Immatricolazione SU	
Ateneo Immatricolazione SU	Università Ca' Foscari VENEZIA

### Dati di immatricolazione Ateneo di Provenienza

Anno Accademico di inizio carriera	2023/2024
Ateneo di inizio carriera	Università Ca' Foscari VENEZIA

Se desideri modificare i dati inseriti, seleziona "modifica domanda di immatricolazione"

Modifica domanda di immatricolazione



Dichiarazione aggiuntiva

Per completare l'immatricolazione effettua il versamento dei contributi cliccando sul pulsante "Pagamenti"

Pagamenti

You have completed the pre-enrolment procedure: if it is your first enrolment, you do not need to pay anything.

Lessons will be carried out with at least **ten participants**. If the Minor has a maximum number of participants, the admission of candidates will follow the chronological order. Enrolments received after the maximum number has been reached will be taken into consideration only in the event of withdrawal by some admitted candidates, following the chronological order as well.

At the end of the enrolment period, students who have applied will receive confirmation of enrolment.

Applicants will be notified via email if the Minor is not activated.

**IMPORTANT:**

- If you have just completed the enrolment application for a Bachelor's or a Master's degree and are waiting for it to be finalised, you can access services with SPID. While waiting for the unive institutional account, it is possible to access Moodle by registering on this link: [unive.it/registration](https://unive.it/registration). Once you have completed your registration and obtained your University credentials, you must access the services.
- For the purposes of enrolment, the pre-enrollment date is valid; the completion can also take place after the closure of the registrations.