



Università
Ca' Foscari
Venezia

Presidio della Qualità
di Ateneo

2019 Annual Research Report

Department of Economics

Reference period 2016-2018

INDEX

PART I: Research objectives.....	2
Section A - Statement of the Department research objectives and indicators.....	2
PART II: Human resources and scientific production	5
Section A – Human resources.....	5
Subsection A.1 – Research Personnel	5
Section B - Scientific production (2016-2018).....	7
Subsection B.1 – Overall scientific production	7
Subsection B.2 - Overall Research output by Subject Area and Collaboration	8
Subsection B.3 – Bibliometric analysis by Faculty role.....	10
Subsection B.4 - Scientific production of newly recruited and promoted researchers in the three-year period	12
Subsection B.5 - Researchers with no scientific production	14
PART III: Resources, incentives, actions	15
Section A – Departmental research funding	15
Section B – Funding for research grants and scholarships.....	16
Subsection B.1 – Research Grant Holders	16
Subsection B.2 – Post-doc scholarships	18
Section C – Other departmental actions for research support	19
Section D – Other incentives	21
Section E – Internationalization actions.....	21
Subsection E.1 – Incoming and outgoing scholars and professors	21
Subsection E.2 – Other actions or internationalization incentives	27
PART IV: Assessment	28
Section A – External evaluation of Research activity	28
Subsection A.1 - Evaluation Unit	28
Section B – Self-evaluation of Research activity	30
Subsection B.1 - Indicators	30
Subsection B.2 – Review of the Departmental Research activity	33
Appendixes	36
A1. ADIR allocations	36
A2 Working Papers 2016-2018.....	41
A3 Conferences and events.....	44

PART I: Research objectives

Section A - Statement of the Department research objectives and indicators

The Department of Economics (DEC) research activity is grounded in a consolidated tradition of economic studies deriving from the origins of Ca' Foscari University, which was established as the first Italian school of economics and commerce.

The Department covers a wide range of research areas such as Microeconomics, Macroeconomics, Econometrics, Public Economics, Finance, Political Economy, Regional Economics, Economics of Innovation, Applied mathematics, Statistics, Private Law, Public and Administrative Law, Commercial and Economic Law, International Law, Labour Law.

The wide range of research areas gave the opportunity to develop further innovative lines of research based on a multidisciplinary approach that can be summarize as follow:

- microeconomic analysis, both theoretical and applied; public economics and the economics of public welfare and the tax system; health economics; the study and evaluation of economic policies, with special attention to policies relating to the pension, health and social care systems, and social inclusion;
- risk measurement and management, development of mathematical and statistical models used to study financial markets and economic systems;
- management of natural resources in both public and private contexts, global change and sustainable development, with integrated modelling approaches.

The research activity at the Department is also carried out through a number of interdepartmental and inter-universities research centres:

- CINTIA – Inter-universities Centre NETSPAR (Network for studies on Pension, Aging and Retirement)
- Centre for Experimental Research in Management and Economics (CERME)
- International Centre in Economics and Finance – ICEF

Thanks to financing from the Italian Ministry of Education, Universities and Research to the Departments of Excellence, the Department of Economics has created a new Centre of excellence on economic and risk analytics for public policies (VERA - Venice centre in Economic and Risk Analytics for public policies). The main research themes of the Centre are the social wellbeing, the risk analytics and evaluation, public policies, with a particular emphasis on the new challenges deriving from the use of big data and methods of the experimental economics.

The establishment of the VERA Centre has focused the research lines of the Department in an innovative and synergic way within the two strategic Global Challenges of Ca' Foscari: Science of complex economic, human and natural systems and Public governance, welfare and social innovation. The purpose of the Centre is to enhance the production and use of big data and to develop economic, mathematical and statistical models to support a new generation of "data aware" public policies, with a potential significant impact in line with the objectives of industry 4.0 and the digital transformation of the different sectors of economy: agriculture and environment (smart agrifood, climate data and insurance), health (smart health and welfare), finance (blockchain, fintech, high frequency trading and digital banking), and sustainability (smart city and energy efficiency, risk due to climate change and pollution, climate finance).

Objectives

In October 2018, the Department of Economics elaborated and adopted the new two-year Plan for 2019-2020 in accordance with the research objectives identified by the Strategic Plan of Ca' Foscari and in line with the strategic lines of development of the Department of Excellence. In September 2019, after an analysis of the progress towards the objectives established in the previous Development Plan, a revision of targets for 2019-2020 has been adopted.

Indicators	Target in the 2018 Development Plan	Monitoring of 2018	Analysis	Target 2019/2020
1.1 Research funds	Raise the percentage of the access to competitive research funding to 10% in two years (starting level of 2015). For 2019 and 2020, the goal is to receive more than 1,000,000 Euro of new funding sources.	793103.40 ¹	In the three-year period 2016-2018, the objective is fully achieved if we consider not only European but also national competitive research funding and research agreement with public and private territorial organization	For 2019 and 2020, the goal is to receive more than 900,000 Euro of new funding sources (if we consider only EU funds)
1.2 Research interdisciplinarity	Facilitate the active participation of the Department to the Global Challenges Research team. 30% of academic staff	33%	Update 31/12/2018	30%
1.3 Number of ERC/MSC	Support to the preparation of ERC and Marie Curie project proposals and hosting the winners of Marie -Curie Fellowship and ERC.	MSCA: 3	In 2017, the Department recruited a winner of an ERC SG and 3 MSCA in 2018. In 2019/2020 at least 3 Marie Curies Fellows will be hosted.	3 MSC
1.5 research production	Increase by 5% over a three-year period the research production in terms of publications relevant for ANVUR evaluation and indexed in Scopus.		A particular effort will be required to Faculty member in CUN Area 12 to realise publications in journals belonging to international repertoires (a complex task considering the publishing tradition of this Area). In 2019/2020 an additional	5%

¹ This amount refers to the funds actually budgeted in 2018. However, if we consider the total funds specified in the Grant Agreements signed by the end of 2018, funding related to European projects reached € 1.208.609. (See the table on funds obtained from competitive European tenders, Part IV, Subsection B.1)

			support to valuable research production will be provided in the framework of the excellence project.	
--	--	--	--	--

Indicators

Within the indicators defined by the university accreditation system AVA (*Autovalutazione, Valutazione periodica, Accreditamento* – Self-assessment, Periodic Evaluation, Accreditation), the Department Plan identifies the following objectives:

- **VQR – Evaluation of Research Quality**

Strengthening and maintain the results of the last Evaluation of Research Quality (2011-2014). Particular attention to the Scientific Disciplinary Sector (SSD) with the qualitative indicator R below 1.

- **Quality of doctoral programs:**

Strengthening and maintain the excellent results of PhD programs that belong to the Department

- **Attractiveness of doctoral programs:**

Strengthening and maintain the level reached until now

Moreover, the Department of Excellence Project identified a number of indicators for CUN Area 13 Faculty members:

- Referring to the Anvur “Class A” journals defined for the National Scientific Habilitation: **percentage of scientific publications in “Class A” journals and percentage of colleagues with at least one publication in “Class A” journals.**
- Referring to bibliometrical indicators available in Scival-Scopus: **percentage of publications in the top 10% of the most cited publications worldwide and percentage of publications in top 10% journals with highest SNIP worldwide.**

The analysis of the performance based on the first group of indicators is extended to the entire Faculty, irrespective of the CUN Area.

In addition, the Department evaluates its research performance also in terms of:

- **position in national and international rankings**
- **success in competitive tenders**

The values for this set of indicators will be provided in Part IV, Subsection B.1.

Sources

Piano triennale di sviluppo 2015-2018

Piano biennale di sviluppo 2019-2020 – revisione Settembre 2019

Relazione sul raggiungimento degli obiettivi del Piano di sviluppo (anno di riferimento 2018), Settembre 2019

Progetto Dipartimento di Eccellenza, 2018-2022

PART II: Human resources and scientific production

Section A – Human resources

Subsection A.1 – Research Personnel

FACULTY

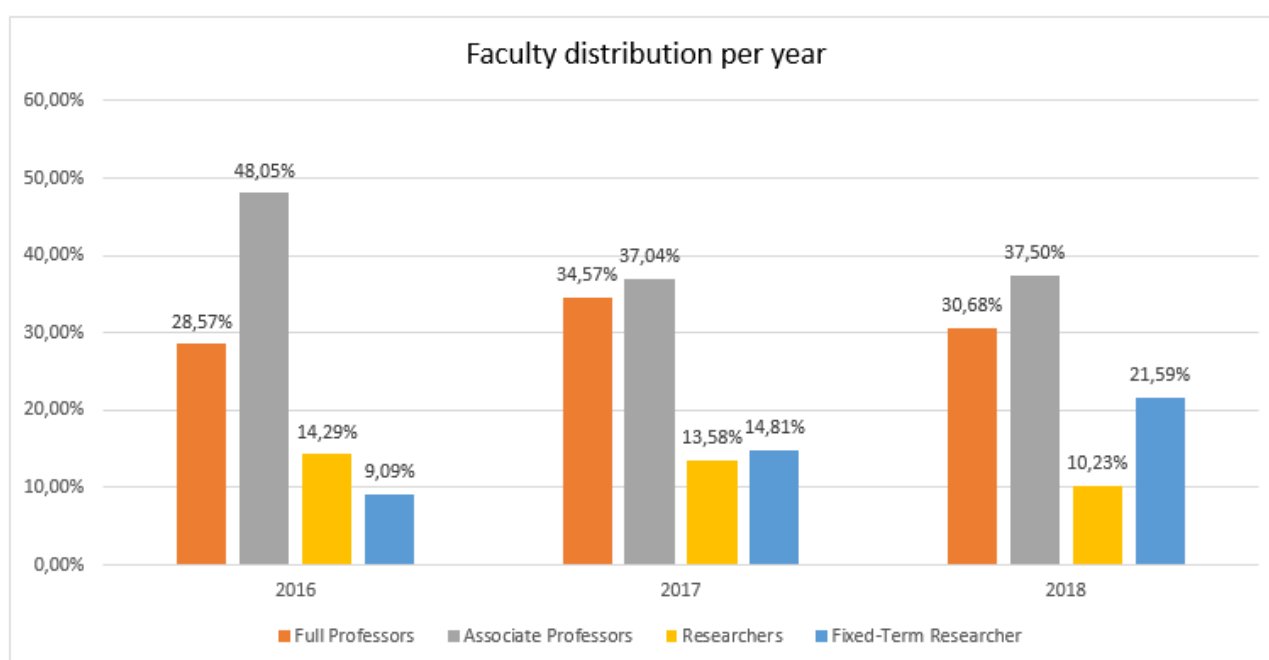
ROLE	2016	2017	2018
Full Professors	22	28	27
Associate Professors	37	30	33
Researchers	11	11	9
Fixed-Term Researchers	7	12	19
TOTAL	77	81	88

Detected at 31 December of every year

RESEARCH GRANT HOLDERS AND PHD STUDENTS

ROLE	2016	2017	2018
Research Grant Holders <i>[Assegnisti]</i>	25	27	28
PhD students	117	112	76

Research grant / PhD course starting year



FACULTY - ACADEMIC DISCIPLINE

CUN SCIENTIFIC AREA	ITALIAN SSD - DESCRIPTION	2016	2017	2018
07 - AGRICULTURAL AND VETERINARY SCIENCES	AGR/01 - AGRICULTURAL ECONOMICS AND RURAL APPRAISAL	2	2	2
	AGR/02 - AGRONOMY AND FIELD CROPS	1	-	-
11 - HISTORY, PHILOSOPHY, PEDAGOGY AND PSYCHOLOGY	M-STO/02 - MODERN HISTORY	1	-	-
	M-GGR/01 - GEOGRAPHY	2	2	2
	M-GGR/02 - ECONOMIC AND POLITICAL GEOGRAPHY	1	1	1
12 - LAW STUDIES	IUS/01 - PRIVATE LAW	7	7	7
	IUS/04 - BUSINESS LAW	3	3	4
	IUS/05 - ECONOMICS LAW	1	1	2
	IUS/07 - LABOUR LAW	2	2	2
	IUS/09 - PUBLIC LAW	1	2	2
	IUS/10 - ADMINISTRATIVE LAW	2	2	2
	IUS/13 - INTERNATIONAL LAW	2	2	3
13 - ECONOMICS AND STATISTICS	SECS-P/01 - ECONOMICS	15	16	14
	SECS-P/02 - ECONOMIC POLICY	9	10	10
	SECS-P/03 - PUBLIC ECONOMICS	4	5	5
	SECS-P/05 - ECONOMETRICS	3	3	5
	SECS-P/06 - APPLIED ECONOMICS	3	5	7
	SECS-S/01 - STATISTICS	4	4	4
	SECS-S/03 - ECONOMIC STATISTICS	2	2	2
	SECS-S/05 - SOCIAL STATISTICS	1	1	2
	SECS-S/06 - MATHEMATICAL METHODS OF ECONOMICS, FINANCE AND ACTUARIAL SCIENCES	10	10	11
14 - POLITICAL AND SOCIAL SCIENCES	SPS/07 - GENERAL SOCIOLOGY	1	-	1
	SPS/08 - SOCIOLOGY OF CULTURE AND COMMUNICATION	-	1	-
	TOTAL	77	81	88

Section B - Scientific production (2016-2018)

Subsection B.1 – Overall scientific production

TOTAL SCIENTIFIC PRODUCTION²

ARCA CLASSIFICATION	2016	2017	2018	TOTAL
Books	11	9	9	29
Journal articles	141	116	150	407
Book parts	64	75	99	238
Conference proceedings	4	4	6	14
Book editing activities	2	6	8	16
Other	17	15	10	42
TOTAL	239	225	282	746

DEPARTMENTAL SCIENTIFIC PRODUCTION DETAILS

	2016	2017	2018	TOTAL
Scopus publications ³	119	78	91	288
Articles in ANVUR “Class A” Journals ⁴	59	58	75	192
Publications in English ⁵	120	101	126	347

OTHER INDICATORS OF INTEREST OF THE DEPARTMENT (OPTIONAL)

² Source: [University Repository ARCA](#). Only publications with an ISBN/ISSN code have been considered. Conferences abstracts and posters have been **excluded** from the count of Conference Proceedings. Date of recognition: 28.10.2019

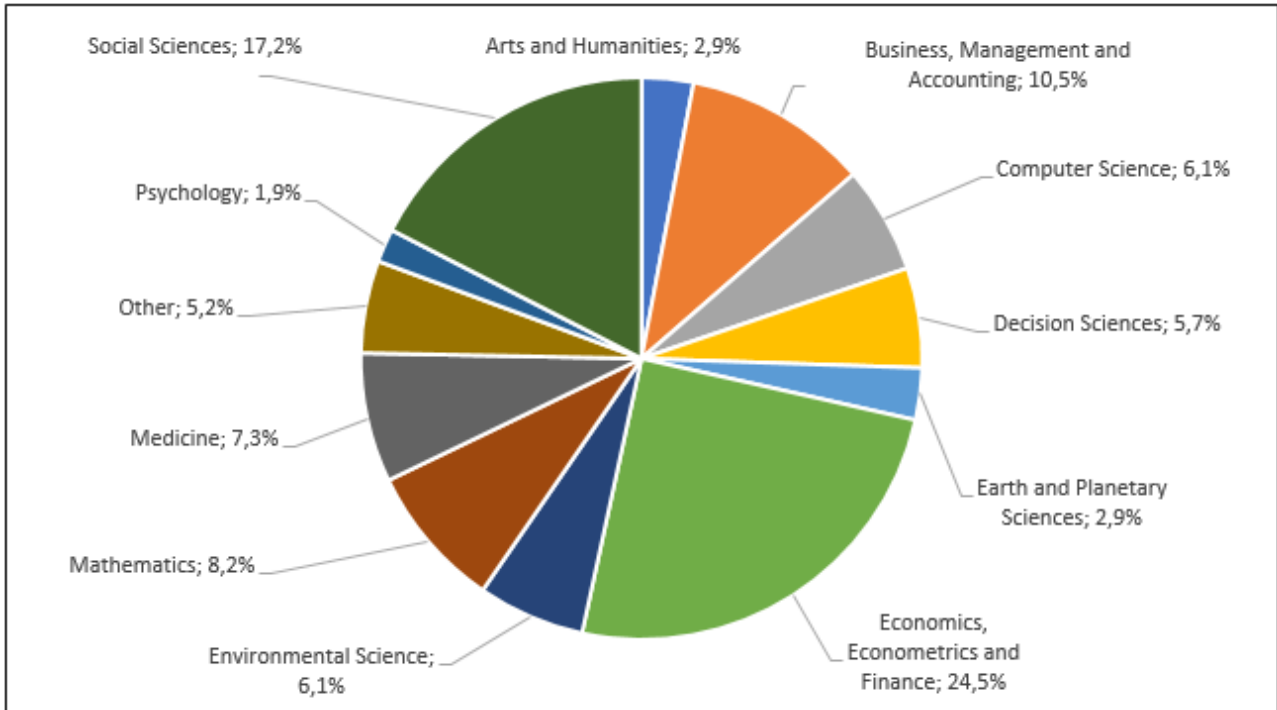
³ Source: **Scopus**, all document type.

⁴ Source: **ARCA**. Limited to CUN Area 13 (Economics). Articles inclusion in “Class A” Journal depends from the Academic Recruitment Field of the authors.

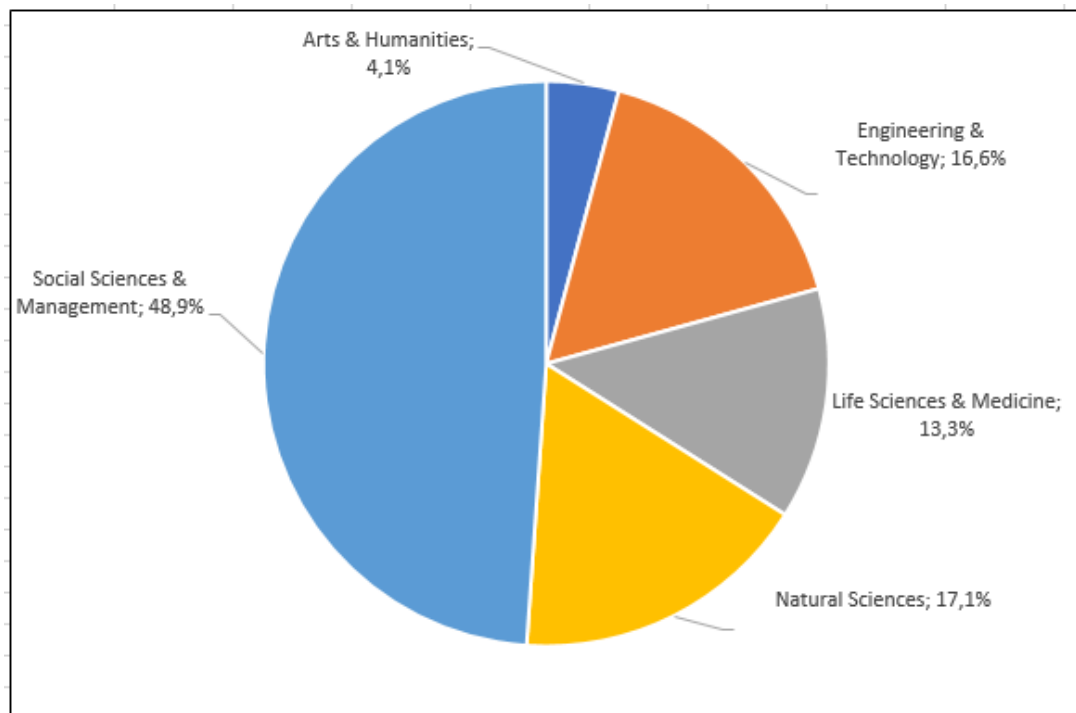
⁵ Source: **ARCA**.

Subsection B.2 - Overall Research output by Subject Area and Collaboration
 By SciVal – Overview module. All document types. Faculty detected at 31.12.2018

ASJC Subject Category distribution 2016-2018

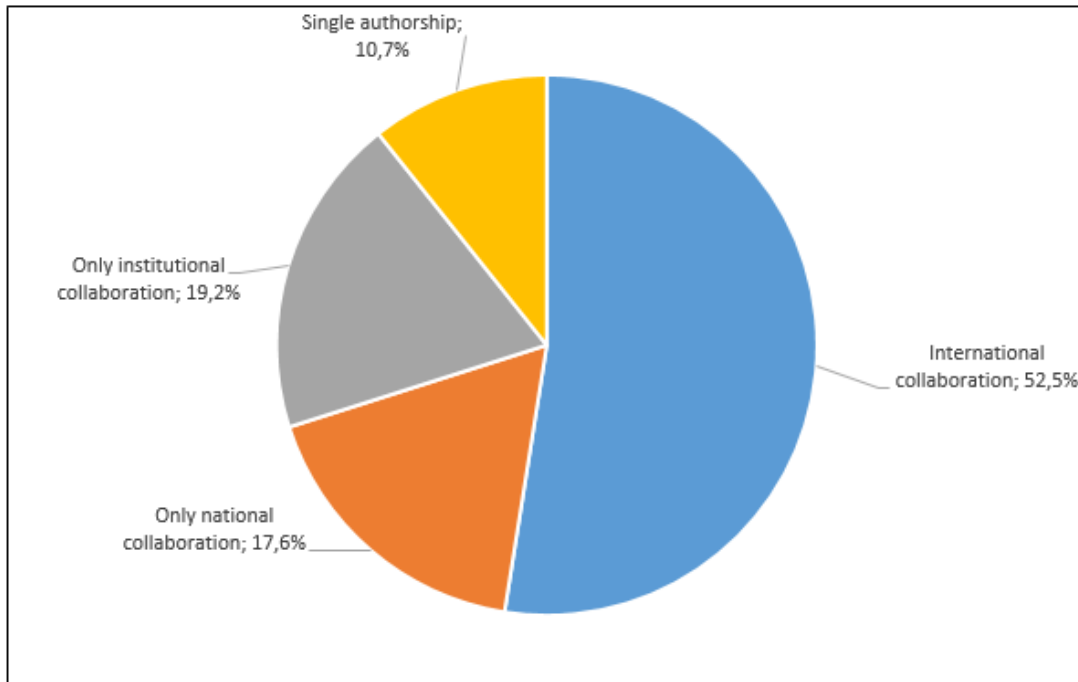


QS Subject Category distribution 2016-2018



Scopus scholarly output by amounts of international, national and institutional collaboration

Collaboration	%	Scholarly Output 2016-2018	Citations	Citations per Publication	Field-Weighted Citation Impact
International	52.5%	137	757	5,5	1,57
Only national	17.6%	46	113	2,5	0,67
Only institutional	19.2%	50	160	3,2	1,19
Single authorship	10.7%	28	27	1	0,56



Subsection B.3 – Bibliometric analysis by Faculty role

By SciVal – Benchmarking Module. Document type: Articles; Books; Book chapters; Conference papers; Reviews

Faculty detected at: 31.12.2018

Scientific production: **three-year period 2016-2018**

FACULTY	In staff	In Scopus	Scopus scholarly output	Citation count (2016-2018)	Citation per publication	FWCI (2016-2018)	Top 10 citation percentile (%)	Top 10 CiteScore (%)	Top 10 SJR (%)	Top 10 Snip (%)
Full Professors	27	23	90	448	5,0	1,39	11,1	32,5	33,8	31,2
Associate Professors	33	29	108	538	5,0	1,53	8,3	21,0	37,0	20,5
Researchers	9	6	8	33	4,1	0,96	12,5	14,3	14,3	14,3
Fixed-Term Researchers	19	15	54	133	2,5	0,91	0,0	26,5	39,6	31,3
OVERALL	88	73	243	1039	4,3	1,27	7,0	26,0	35,2	25,9

Faculty detected at: 31.12.2018

Scientific production: **2018**

FACULTY	In staff	In Scopus	Scopus scholarly output	Citation count	Citation per publication	FWCI	Top 10 citation percentile (%)	Top 10 CiteScore (%)	Top 10 SJR (%)	Top 10 Snip (%)
Full Professors	27	23	28	59	2,1	1,65	10,7	34,8	30,4	34,8
Associate Professors	33	29	35	113	3,2	1,99	8,6	29,6	44,4	29,6
Researchers	9	6	3	3	1,0	0,56	0	0	0	0
Fixed-Term Researchers	19	15	18	22	1,2	1,18	0	37,5	37,5	37,5
OVERALL	88	73	80	184	2,3	1,54	6,3	31,3	35,8	31,3

Faculty detected at: 31.12.2017

Scientific production: **2017**

FACULTY	In staff	In Scopus	Scopus scholarly output	Citation count	Citation per publication	FWCI	Top 10 citation percentile (%)	Top 10 CiteScore (%)	Top 10 SJR (%)	Top 10 Snip (%)
Full Professors	28	24	34	125	3,7	1,04	5,9	21,4	28,6	17,9
Associate Professors	30	26	18	44	2,4	0,96	0	14,3	21,4	7,1
Researchers	11	8	5	16	3,2	1,00	0	25	25,0	25
Fixed-Term Researchers	12	10	12	30	2,5	0,90	0	40	55,6	44,4
OVERALL	81	68	65	201	3,1	0,98	3,1	22,6	30,8	19,2

Faculty detected at: 31.12.2016

Scientific production: **2016**

FACULTY	In staff	In Scopus	Scopus scholarly output	Citation count	Citation per publication	FWCI	Top 10 citation percentile (%)	Top 10 CiteScore (%)	Top 10 SJR (%)	Top 10 Snip (%)
Full Professors	22	19	29	238	8,2	1,68	17,2	34,6	38,5	38,5
Associate Professors	37	32	48	252	5,3	1,02	8,3	20	37,1	31,4
Researchers	11	8	11	113	10,3	2,56	27,3	9,1	9,1	0
Fixed-Term Researchers	7	7	7	21	3	0,57	0	33,3	50,0	33,3
OVERALL	77	66	86	535	6,2	1,32	11,6	24,6	31,9	29

Subsection B.4 - Scientific production of newly recruited and promoted researchers
in the three-year period

NEWLY RECRUITED RESEARCHERS

ENTRY ROLE AT CA' FOSCARI	Number	ARCA products ⁶	Indexed in Scopus ⁷	ANVUR Class A Journals ⁸
Full Professors	1	6	6	4
Associate Professors	4	26	21	13
Fixed-Term Researchers	15	88	45	28

PROMOTED RESEARCHERS

AQUIRED ROLE AT CA' FOSCARI	Number	ARCA products	Indexed in Scopus	ANVUR Class A Journals
Full Professors	9	122	39	27
Associate Professors	3	33	18	4
Fixed-Term Researchers/Type B	4	49	10	15

⁶ Source: **ARCA** Repository. Only publications with an ISBN/ISSN code have been considered. Conferences abstracts and posters have been **excluded** from the count of Conference Proceedings. Date of recognition: 28.10.2019

⁷ Source: **Scopus**.

⁸ Limited to CUN Area 13 (Economics). Articles inclusion in "Class A" Journal depends from the Academic Recruitment Field of the authors.

NEWLY RECRUITED AND PROMOTED RESEARCHERS - BIBLIOMETRIC ANALYSIS

By SciVal – Benchmarking Module. Document type: Articles; Books; Book chapters; Conference papers; Reviews

Newly recruited researchers in the three-year period 2016-2018

Scientific production: three-year period 2016-2018

FACULTY	In staff	In Scopus	Scopus scholarly output	Citation count (2016-2018)	Citation per publication	FWCI (2016-2018)	Top 10 citation percentile (%)	Top 10 CiteScore (%)	Top 10 SJR (%)	Top 10 Snip (%)
Full Professors	1	1	6	12	2,0	0,75	0,0	50,0	66,7	66,7
Associate Professors	4	4	21	223	10,6	2,61	23,8	31,6	68,4	19,0
Fixed-Term Researchers	15	12	45	119	2,6	0,88	0,0	25,6	41,9	30,2
OVERALL	20	17	72	354	4,9	1,37	6,9	29,4	51,5	30,0

Promoted researchers in the three-year period 2016-2018

Scientific production: three-year period 2016-2018

FACULTY	In staff	In Scopus	Scopus scholarly output	Citation count (2016-2018)	Citation per publication	FWCI (2016-2018)	Top 10 citation percentile (%)	Top 10 CiteScore (%)	Top 10 SJR (%)	Top 10 Snip (%)
Full Professors	9	8	39	152	3,9	0,95	7,7	23,5	23,5	26,5
Associate Professors	3	3	18	103	5,7	1,87	11,1	5,9	5,9	5,9
Fixed-Term Researchers (Type B)	4	3	10	23	2,3	1,25	0,0	42,9	33,3	50,0
OVERALL	16	14	67	278	4,1	1,24	7,5	20,7	19,3	22,8

Subsection B.5 - Researchers with no scientific production⁹

RESEARCHERS WITH NO SCIENTIFIC PRODUCTION

Full Professors	Associate Professors	Researchers	Fixed-Term Researchers [Ricercatori t-det]
-	-	-	-

RESEARCHERS WITH NO SCIENTIFIC PRODUCTION RECRUITED/PROMOTED IN THE THREE-YEAR PERIOD 2016-2018

Full Professors	Associate Professors	Researchers	Fixed-Term Researchers [Ricercatori t-det]
-	-	-	-

COMMENTS CONCERNING THE CRITICAL ISSUES (IN PARTICULAR AS REGARDS RESEARCHERS WITH NO SCIENTIFIC PRODUCTION)

Over the last years, the department has activated positive actions in support of researchers that showed difficulties in publishing their work. Thanks to these actions, there have been no researchers with no scientific production over the 2016-2018 period. Clearly, this type of support will continue in the future years.

⁹ Researchers with no scientific publications in the three-year period (source: University Repository ARCA)

PART III: Resources, incentives, actions

Section A – Departmental research funding

Each year research funding (ADIR) is allocated to faculty members according to the quantity and quality of their scientific production. The total amount (in euros) over the three years period has been:

	2016	2017	2018
Funds allocated to ADIR	110000	110000	120000

ADIR has been distributed according to the internal regulation: ADIR Regulation of the Department of Economics (available at the following link: <https://www.unive.it/pag/29065/>) and the allocations are presented in the Appendix A1.

Moreover, starting from 2015, the Department has adopted its own Rewarding System in order to enhance the quality of research carried out by faculty members. The system has changed over the years in response to the analysis of the outcomes. Over the considered period, the adopted actions and the corresponding funding are reported in the following table:

Initiatives	2016	2017	2018
Research Visibility (papers in WoS/Scopus journals)	10000	-	-
Quality of Publication (papers in “Class A” journals)	30000	30000	30000

As for the currently financed “Quality of Publication” Initiative, more details are available within the collection of internal incentive/reward regulations (<https://www.unive.it/pag/29065/>). With reference to the papers published over the 2016-2018 period, the allocation of the funds dedicated to the initiative has been as follows:

2017 (papers published in 2016)		2018 (papers published in 2017)		2019 (papers published in 2018)	
Faculty member	amount	Faculty member	amount	Faculty member	amount
Barro, Diana	517	Basso, Antonella	566	Angelini, Giovanni	1023
Belloni, Michele	517	Benvenuti, Luigi	566	Barbieri, Elisa	341
Benvenuti, Luigi	517	Bernasconi, Michele	566	Barro, Diana	341
Bernasconi, Michele	517	Billio, Monica	1132	Basso, Antonella	341
Bertin, Giovanni	1034	Camardi, Carmela	1132	Bertin, Giovanni	341
Billio, Monica	1034	Campostrini, Stefano	566	Billio, Monica	341
Brino, Vania	517	Casarin, Roberto	1698	Brino, Vania	1023
Campostrini, Stefano	1551	Cavapozzi, Danilo	566	Camardi, Carmela	682
Casarin, Roberto	2068	Corazza, Marco	566	Campostrini, Stefano	682
Cavallo, Federica	517	Currarini, Sergio	566	Casarin, Roberto	1705
Corazza, Marco	517	De Cian, Enrica	1132	Corazzini, Luca	682
Corazzini, Luca	1551	De Vido, Sara	1132	De Angelis, Lorenzo	341
Coro', Giancarlo	517	Dindo, Pietro	566	De Cian, Enrica	341
De Angelis, Lorenzo	517	Ferretti, Paola	566	De Vido, Sara	682
De Vido, Sara	1551	Giupponi, Carlo	566	Di Corato, Luca	1023
Faggian, Silvia	517	Gottardi, Piero	566	Dindo, Pietro	341
Giove, Silvio	517	Irti, Claudia	1132	Donadelli, Michael	341
Giupponi, Carlo	1551	Lamicela, Mariella	566	Giove, Silvio	682
Irti, Claudia	517	Lucchetta, Marcella	566	Giupponi, Carlo	341
Lucchetta, Marcella	517	Maggian, Valeria	566	Irti, Claudia	682
Maggioni, Daniela	1551	Maggioni, Daniela	1132	Lamicela, Mariella	341
Marrella, Fabrizio	517	Mammi, Irene	566	Maggian, Valeria	341

Meschi, Elena	1034	Pace, Noemi	1132	Maggioni, Daniela	1023
Pace, Noemi	517	Paradiso, Antonio	566	Mancini, Marco	682
Pasini, Giacomo	517	Pelizzon, Loriana	566	Marrella, Fabrizio	341
Pelizzon, Loriana	517	Perulli, Adalberto	2264	Marenzi, Anna	341
Perulli, Adalberto	1551	Roson, Roberto	566	Massiani, Jérôme	341
Roson, Roberto	1034	Senigaglia, Roberto	1132	Moro, Andrea	341
Sartore, Domenico	517	Sicchiero, Gianluca	1698	Nardon, Martina	341
Senigaglia, Roberto	517	Ticozzi, Marco	566	Pace, Noemi	1023
Sicchiero, Gianluca	1551	Urbani, Alberto	1132	Padula, Mario	341
Soriani, Stefano	1034	Zanardo, Alessandra	1698	Paradiso, Antonio	1023
Vallerani, Francesco	517	Zantomio, Francesca	1132	Pasini, Giacomo	341
Van der Borg, Jan	517	Zolin, Maria Bruna	566	Pelizzon, Loriana	341
Volpe, Mario	517	Total	29998	Pellizzari, Paolo	341
Zanardo, Alessandra	517			Perulli, Adalberto	341
Zantomio, Francesca	517			Pianca, Paolo	341
Total	30503			Pizzi, Claudio	341
				Rizzi, Dino	682
				Senigaglia, Roberto	1023
				Sicchiero, Gianluca	2046
				Soriani, Stefano	341
				Teglio, Andrea	1364
				Ticozzi, Marco	682
				Tonellato, Stefano	682
				Trucchi, Serena	341
				Urbani, Alberto	341
				Vallerani, Francesco	341
				Zanardo, Alessandra	682
				Zanchi, Giuliano	682
				Zolin, Maria Bruna	341
				Total	30349

Section B – Funding for research grants and scholarships

Subsection B.1 – Research Grant Holders

Year 2016

Research Grant Holder	Research Topic	SSD	Funding Sources
Astolfo, Romano	Statistica	SECS-S/05; SPS/01	External funds
Attanasio, Massimiliano	Diritto	IUS/01	External funds
Cagnin, Valentina	Diritto	IUS/07	External funds
Camatti, Nicola	Economia	SECS P/06	Department + external funds
Cassin, Matilde	Economia	AGR/01	External funds
Carrino, Ludovico	Economia	SECS-P/01	External Funds
Cian, Fabio	Topografia	ICAR/06	Department+ external funds
Contu, Elisa	Diritto	IUS/01	Other
De Vido, SARA	Diritto	IUS/13	Department funds
Di Tollo, Giacomo	Matematica	SECS-S/06(13/D4)	Department funds
Frattarolo, Lorenzo	Statistica	SECS/S01	Department + other funds
Freda, Annarita	Diritto	IUS04	Other
Gavagnin, Carolina	Economia	SECS-P/01	Department + other funds
Kovacic, Matija	Economia	SECS-P/01	Other
Lodigiani, Elisabetta	Economia	SECS-P/01	Department + other funds

Orso, Cristina Elisa	Politica	SECS/P02	Department + other funds
Pantalone, Marta	Sociologia	SPS-07	Other
Paradiso, Antonio	Economia	SECS-P/02	Department + other funds
Parussolo, Marco	Economia	SECS-P/05	Department + other funds
Porchia, Stefania	Economia	SECS-P/05	Other
Sampaolo, Letizia	Statistica	SECS S/05	Other
Sartori, Martina	Economia	SECS- S/06	Department funds
Scroccaro, Alessandra	Economia		Other
Stivanello Gussoni, Maria Diamante	Diritto	IUS/01	Other
Trocin, Cristina	Economia	SECS-P/07	Other
Vazzoler, Simone	Matematica	INF/01	Department + other funds
Visentin, Francesco	Geografia	M-GGR/01	Department funds
Volo, Francesca	Economia	SECS P/05	Other
Zanette, Michele	Economia	SECS P/03	Other

YEAR 2017

Research Grant Holder	Research Topic	SSD	Funding Sources
Albarea, Andrea	Economia	SECS-P03	Other
Altamore, Michelangelo	Economia		Other
Bertocchi, Dario	Economia	SECS-P06	Other
Burigo, Francesca	Diritto	JUS-04	Department + other funds
Cagnin, Valentina	Diritto	IUS/07	Department + other funds
Contu, Elisa	Diritto	IUS/01	Other
Fiore, Simona	Economia	SECS P/01	Department + other funds
Frattarolo, Lorenzo	Statistica	SECS S/01	Department + other funds
Garcia Alvarado, Fernando	Economia	SECS S/06	Other
Iacopini, Matteo	Economia	SECS P/05	Other
Kovacic, Matija	Economia	SECS P/01	Other
Mancini, Marco	Diritto	IUS/09	Department funds
Mazzarolo, Martina	Economia	SECS-P/01	Other
Medda, Tiziana	Economia	SECS-P/06	Department + other funds
Neunhoefffer, Frieder	Economia	SECS P/01	Other
Orso, Cristina Elisa	Economia	SECS P/02	Department + other funds
Pan, Yao	Economia	SECS P/01	Other
Parussolo, Marco	Economia	SECS P/05	Department funds
Pejic, Dejan	Storia	SECS-P/06	Department + other funds
Porchia, Stefania	Economia	SES P/05	Other
Rataj, Giovanni	Statistica	SECS S/05	Other
Romanin, Valentina	Economia	SECS S/06	Other
Sampaolo, Letizia	Statistica	SECS S/05	Other
Stivanello Gussoni, Maria Diamante	Diritto	IUS/01	Other
Trocin, Cristina	Economia	SECS P/07	Other
Volo, Francesca	Economia	SECS P/05	Other
Zanette, Michele	Economia	SECS P/06	Other
Zantedeschi, Maristella	Statistica	SEC S/05	Other

YEAR 2018

Research Grant Holder	Research Topic	SSD	Funding Sources
Albarea, Andrea	Economia	SECS-P/03	Department + other funds
Arzu, Daniela	Economia	SECS-P/09	Department + other funds
Bello, Piera	Economia	SECS-P/01	Other
Berardi, Andrea	Economia	SECS-P/06	Other

Berardi, Andrea	Economia	SECS-P/06	Other
Bertocchi, Dario	Economia	SECS-P/06	Department + other funds
Cagnin, Valentina	Diritto	IUS/07	Department + other funds
Campagnolo, Lorenza	Economia	SECS-P/06	Other
Cian, Fabio	Topografia	ICAR/06	Other
Contu, Elisa	Diritto	IUS/01	Other
Davide, Marinella	Economia	SECS-P/06	Other
Fiore, Simona	Economia	SECS-P/01	Department + other funds
Frattarolo, Lorenzo	Economia	SECS-S/01	Department + other funds
Genie, Mesfin Geremew	Economia	SECS-P/01	Other
Gerotto, Luca	Matematica	SECS-S/06	Department + other funds
Gusso, Riccardo	Matematica	SECS-S/06	Department + other funds
Iacopini, Matteo	Economia	SECS-P/05	Department + other funds
Kovacic, Matija	Economia	SECS-P/01	Other
Mazzarolo, Martina	Economia	AGR/01	Other
Mistry, Malcolm	Economia	SECS-P/06	Other
Rataj, Giovanni	Statistica	SECS-S/05	Other
Riedel, Max	Economia	SECS-P/05	Other
Trocin, Cristina	Economia	SECS-P/07	Other
Valentini, Marco	Matematica	SECS-S/06	Other
Visentin, Francesco	Geografia	M-GGR/01	Department + other funds
Vizzoni, Lavinia	Diritto	IUS/01	Other
Volo, Francesca	Economia	SECS-P/05	Other
Zantedeschi, Maristella	Statistica	SECS-S/05	Other

Subsection B.2 – Post-doc scholarships

Post-doc Scholar	SSD
Brugnoli, Alberto	SECS P/05
Osuntuyi, Ayokunle Anthony	SECS-P05
Grassi, Alessandro	SECS/S05
Pavanello, Filippo	SECS-P/05
Visentin, Francesco	M-GGR/01
Orso, Cristina	SECS-P/02
Pittarello, Enrica	M-STO/08
Ferri, Camilla	SECS P/06
Martini Barzolari, Maria	SECS P/06
Dell'Aria, Gabriele	ING-INF/05
Invernizzi, Massimiliano	AGR/04
Ionni, Elisabetta	SPS/04
Di Buo', Valentina	SPS/04
Nuciforo, Silvia	INF/01
Maceroni, Antonella	IUS/01
Cossetti, Filippo	SECS-P/03
Baudanza, Salvatore	ING-IND/09
Scarlata, Claudia	ICAR/14
Fabio, Damonte	SECS-P/06
Cipriani, Camilla	AGR/15
Audisio, Emiliano Carlo	SECS-P/06

Cossetti, Filippo	SECS-P/03
Costantini, Antonio	SECS-P/06
Ferranna, Licia	SECS P05
Ferranna, Licia	SECS P05
Brugnoli, Alberto	SECS P/05
Testa, Santo Alessandro	SECS P/02
Rossini, Luca	SECS-S/05

Section C – Other departmental actions for research support

In 2016 an incentive/reward system for high quality publication has been introduced as detailed in Section B. Moreover, a system of actions for research support has been designed in the Excellence Project and is in the process to be implemented. In synergy with the university's strategies and rules, the programmed system is aimed at:

- stimulate excellence in the editorial placement of publications;
- supporting the international visibility of the department research, through Open Access publications and participation in prestigious international conferences;
- support and promote the presentation of projects on competitive calls, in particular on ERC projects;
- to encourage the attractiveness of the DEC.

The visibility of the Department research is supported by the maintenance of a Working paper series which is available both in REPEC (<https://econpapers.repec.org/paper/venwpaper/>) and SSRN (<https://www.ssrn.com/link/U-Venice-Economics-Department.html>).

The access statistics at the end of 2018 are:

- REPEC 2120 downloads – 6749 abstract views
- SSRN January 2018 to December 2018 – 3624 valid downloads

These data confirm the good impact of the series. The complete lists of working papers are listed in Appendix A2.

The Department also edits three journals:

- **Research in Economics** (Elsevier). Editors: Michele Boldrin, David Levine (<https://www.journals.elsevier.com/research-in-economics/>)
Research in Economics is one of the oldest general-interest economics journals in Europe, and publishes important research contributions on a wide range of topics. The purpose of the journal is to select original theoretical and empirical articles that will have high impact in the economic debate. Previously the Editor was Federico Etro and the new ones have been appointed at the end of 2017. See Appendix A5 for more details and statistics.
- **Mathematical Methods in Economics and Finance**. Editor: Marco Corazza (<https://www.unive.it/pag/31137/>)
Mathematical Methods in Economics and Finance is a peer-reviewed, open-access journal containing original and unpublished papers that present theoretical results, methodological contributions, and applications in actuarial and financial mathematics, mathematical economics and quantitative finance.

- **Ricerche giuridiche** (Ca' Foscari Digital Publishing). Editor: Alberto Urbani (<http://edizionicafoscari.unive.it/it/edizioni/riviste/ricerche-giuridiche/>)

Ricerche Giuridiche aims to disseminate the results of research conducted by young scholars (especially doctoral candidates and research doctors) in the scientific community, but also to host works by established professors and scholars.

The Department has a rich activity in terms of seminars and events. There are three regular series of seminars regularly funded by the Department: two in economics and one in legal studies. Moreover, several workshop and conferences are specifically supported (a list of selected events is provided in the Appendix).

Events (number)

Year	Seminars	Conferences – Workshops	Total
2016	83	20	103
2017	151	24	175
2018	145	40	185

Events (costs and funding)

2016	Funding		
	Total	Department	Projects
Travel and reimbursement	26165.34	6609.67	19555.67
Hospitality	19097.51	11671.68	7425.83
Conferences and Events	49338.00	11512.90	37825.10
Total	94600.85	29794.25	64806.60

2017	Funding		
	Total	Department	Projects
Travel and reimbursement	26208.54	6582.70	19625.84
Hospitality	26503.08	5003.00	21500.08
Conferences and Events	25232.61	594.00	24638.61
Total	77944.23	12179.70	65764.53

2018	Funding		
	Total	Department	Projects
Travel and reimbursement	35487.35	12619.77	22867.58
Hospitality	25152.06	7213.09	17938.97
Conferences and Events	86661.29	20163.48	66497.81
Total	147300.70	39996.34	107304.36

Some relevant events in 2016 -2018 are listed in tables in Appendix A3.

Finally, the Department has provided support for Open Access publications and proof reading activities.

	2016	2017	2018
Open Access	3252.11	1070.93	4155.02
Proof Reading	3252.11	1873.98	2596.60

Section D – Other incentives

In 2016, the Department has established also a fund that supports faculty members in the process of publishing a scientific monograph. The rationale for this action is twofold:

- about 30% of the Faculty belongs to CUN Areas that, by consolidated tradition, give high value to scientific monographs (often, in Italian), not indexed in Scopus ;
- the importance of these scientific monographs for these CUN Areas is clearly mirrored in evaluation criteria adopted in VQR exercises.

With the aim of favoring the publication of high-quality scientific monographs, each year up to € 6000 are made available to faculty members through a public call. Details on the selection process are provided in the call regulation available at the following link: <https://www.unive.it/pag/29065/>

Support for Academic Monographs (2016-2018)

Faculty member	year	Proposed Book Title	amount
De Vido, Sara	2016	Violence against Women and the Right to Health in International Law	3000
Mancini, Marco	2016	Lo scioglimento “sanzionatorio” degli organi regionali, tra tutela di istanze unitarie e salvaguardia dell’autonomia regionale	3000
Camardi, Carmelita	2017	Certezza e incertezza nel diritto privato contemporaneo	3000
Martina, Giuliana	2017	Le azioni di finanziamento delle banche di credito cooperativo tra profili di governance e risvolti patrimoniali	3000
Zanardo, Alessandra	2018	Le azioni di responsabilità nel concordato preventivo. Esercizio e legittimazione	1200
Brino, Vania	2018	Autonomia individuale nel diritto del lavoro	2000

Section E – Internationalization actions

During the three years there has been a rich visiting program supported by the University, the Department and some project research funding. Visiting professors and scholars have supported both the teaching and research activity increasing the international breath of the Department. In addition, in 2019/2020 chairs of excellence will be launched within the framework of the Department of excellence for attracting international researchers and scholars.

Subsection E.1 – Incoming and outgoing scholars and professors

VISITING SCHOLARS

VISITING SCHOLARS AND PROFESSORS

Period	28.9.2015 -30.10. 2015
Name	MURRAY PHILOMENA
Home institution	University of Melbourne, Australia
Research area	AGR/01
Seminar activities	None

Funding Sources	
-----------------	--

Period	15.10.2015 - 15.12.2015
Name	BARTEMENT DANIEL
Home institution	Departement de Géographie de l'Université Paul-Valéry Montpellier III
Research area	Geografia
Seminar activities	None
Funding Sources	

Period	2.2.2016-26.2.2016
Name	UNO JUN
Home institution	Waseda University, Giappone
Scientific area	
Teaching activities	None
Funding Sources	

Period	10.04.2016 – 15.07. 2016
Name	CASALE GIUSEPPE
Home institution	ILO Ginevra
Scientific area	Labour law, international law
Teaching activities	Seminars + Master classes on international labour law + summer school
Funding Sources	University + Department

Period	1 aprile - 30 giugno 2016
Name	GUEGAN DOMINIQUE
Home institution	Université Paris 1 Panthéon-Sorbonne, Francia
Scientific area	Econometrics
Teaching activities	PhD classes on Financial Econometrics
Funding Sources	University + Department

Period	1 April - 30 June 2016
Name	MONFORT ALAIN
Home institution	CREST-ENSAE, FRANCIA
Scientific area	Econometrics
Teaching activities	Phd classes and Master IMEF classes on Financial Econometrics
Funding Sources	

Period	7.11.2016-10.12.2016
Name	ARRIGO CIPRIANI
Home institution	CIPRIANI SA
Scientific area	Applied economics
Teaching activities	Economics of touristic systems
Funding Sources	NIL

Period	1.9.2016-31.8.2017
Name	UTAI UPRASEN
Home institution	Pukyong National University, Korea
Scientific area	AGR/01
Teaching activities	None

Funding Sources	NIL
-----------------	-----

Period	1.10.2016 -31.12.2016
Name	MARION ELLISON
Home institution	QUEEN MARGARET UNIVERSITY, SCOZIA
Scientific area	Sociology
Teaching activities	30H Master Analisi e valutazione delle politiche pubbliche: i processi di valutazione nelle politiche sociali (8h); Master Economia e Management della Sanità: i sistemi di welfare in Europa (8h); Master Pubblica Amministrazione: i sistemi di welfare in Europa (8h); - Laurea Magistrale in Governance delle Organizzazioni Pubbliche, pubblico e privato nei sistemi di welfare scozia (6h).
Funding Sources	University + Department

Period	1.1.2017-30.6.2017
Name	NIELS SKOVMAND RASMUSSEN
Home institution	SOUTHERN UNIVERSITY DENMARK
Scientific area	
Teaching activities	Master classes on International Financial Regulation
Funding Sources	Department

Period	1.3.2017 - 31.5.2017
Name	BASTIAN VAN BOCKEL
Home institution	University of Utrecht
Scientific area	Commercial Law
Teaching activities	Master classes on Competition Law (Ius/05)
Funding Sources	Department

Period	30.4.2017 - 31.5.2017
Name	ALAIN MONFORT
Home institution	CREST-ENSAE, FRANCIA
Scientific area	Econometrics
Teaching activities	Phd classes and Master IMEF classes on Financial Econometrics
Funding Sources	Bando Vinci + Department + master IMEF

Period	1.04.2017 – 30.06.2017
Name	GIUSEPPE CASALE
Home institution	ILO Ginevra
Scientific area	Labour Law, International Law
Teaching activities	30h -12 h Master Gesam, 6 h Business and Labour Law - International labour law, 12 h International Summer Seminar
Funding Sources	

Period	9.7.2017- 9.9.2017
Name	AMIR SADODDIN
Home institution	Gorgan University of Agricultural Sciences and Natural Resources, Iran
Scientific area	Econometrics
Teaching activities	Research on Mega Project
Funding Sources	NIL

Period	1.1.2017- 31.12.2018
--------	----------------------

Name	MICHELE BOLDRIN
Home institution	Washington University in St. Louis, USA
Scientific area	Economics
Teaching activities	PHD courses and Economics of Risk and Insurance (60 hours per year)
Funding Sources	University + Master IMEF

Period	26.03.2018 -05.05.2018
Name	François Bourguignon
Home institution	Ecole des Hautes Etudes en Sciences Sociales - Paris
Scientific area	Economia e Commercio
Teaching activities	30 h in Public Economics
Funding Sources	Misura 2 + University

Period	1.01.2018 – 31.07.2018
Name	Francesco Vona
Home institution	Sciences Po - Paris
Scientific area	Scienze Ambientali - Economia
Teaching activities	Didattica 30 ore - Integrated Management of Natural resources CLM "Scienze Ambientali" + Didattica 30 ore- Introduction to economics mod.2 CL "Digital Management" + seminario a PhD climate Change
Funding Sources	Department

Period	01.03.2018 -15.06.2018
Name	Dominique Guégan
Home institution	Université Paris 1 Panthéon Sorbonne
Scientific area	Econometrics
Teaching activities	30 h in Risk Measurement – CLM “Economia e Finanza”
Funding Sources	University “Misura 1” + Department

Period	27.11.2017- 16.06.2018
Name	Filippo Carrer Lorenzon
Home institution	University of Southampton, UK
Scientific area	Commercial Law
Teaching activities	Didattica 30 ore- Comparative Port regulation CLM "Global Development and Entrepreneurship" + seminari PhD Diritto
Funding Sources	University (Misura 1+2)

Period	01.7.2018-31.12.2018
Name	Juan Carlos Garcia Quinones
Home institution	Università Compiutense de Madrid
Scientific area	01.07.2018 -31.12.2018
Teaching activities	Seminari nell’ambito del Master in Diritto del Lavoro
Funding Sources	NIL

Period	1.10.2018-30.10.2018
Name	Alberto Holly
Home institution	nstitute of Health Economics and Management (IEMS); University of Lausanne
Scientific area	Economics
Teaching activities	Seminars for PhD e QEM
Funding Sources	Bando Ateneo 2017-18

Period	01.03.2018 -15.06.2018
Name	Dominique Guégan
Home institution	Université Paris 1 Panthéon Sorbonne
Scientific area	Econometrics
Teaching activities	30 h in Risk Measurement – CLM “Economia e Finanza”
Funding Sources	University “Misura 1” + Department

OUTGOING SCHOLARS AND PROFESSORS

Name	Roberto Roson
Research area	Economics
Host institution	Loyola Andalusia University
Type and duration of mobility	Research – 5 months in 2018

Name	Agar Brugiavini
Research area	Economics
Host institution	University College London
Type and duration of mobility	Teaching and research – 8 months in 2018

Name	Alessandra Zanardo
Research area	Diritto commerciale, diritto fallimentare
Host institution	Université Paris-Dauphine, Centre de recherche Droit Dauphine (Cr2D)
Type and duration of mobility	27 Jun – 16 Dec 2016; analisi comparatistica tra l'ordinamento italiano e, rispettivamente, quello francese e quello statunitense, in materia di azioni di responsabilità degli amministratori di società nell'ambito di procedure concordatarie.

Name	Alessandra Zanardo
Research area	Diritto commerciale, diritto fallimentare
Host institution	Chicago Kent-College of Law (Illinois Institute of Technology)
Type and duration of mobility	January 30th – April 3rd 2017; analisi comparatistica tra l'ordinamento italiano e, rispettivamente, quello francese e quello statunitense, in materia di azioni di responsabilità degli amministratori di società nell'ambito di procedure concordatarie.

Name	Francesca Zantomio
Research area	Economy of Health
Host institution	Centre for Health Economics, University of York, Regno Unito
Type and duration of mobility	1 Nov 2014 - 31 Jan 2015 - Alan Williams Fellowship (progetto di ricerca sugli effetti di peggioramenti di salute sul lavoro)

Name	Stefano Campostrini
Research area	Social Statistics

Host institution	Emory University, Atlanta USA
Type and duration of mobility	26 Oct - 14 Nov 2015; 10 Apr - 10 May 2016 Statistica sociale - collaborazione su progetti di analisi di dati di sorveglianza a supporto delle decisioni di salute pubblica

Name	Stefano Campostrini
Research area	Social Statistics
Host institution	University of Adelaide
Type and duration of mobility	11 Jan- 10 mar 2016 - collaborazione su progetti di analisi di dati di sorveglianza a supporto delle decisioni di salute pubblica

Name	Margherita Gerolimetto
Research area	SECS-S/03 – SECS-P/02
Host institution	Ohio State University
Type and duration of mobility	4 Apr 2016 – 30 Apr 2016 - Migration studies

Name	Andrea Minto
Research area	IUS 05
Host institution	University of Southern Denmark
Type and duration of mobility	70 Hours in the period 1 Sept 2018 – 31 August 2019 (Research and teaching activities)

Name	Adalberto Perulli
Research area	IUS/07
Host institution	University of Paris-Nanterre
Type and duration of mobility	1 MONTH IN 2018 – Teaching activities (Diritto del lavoro)

Name	Jan van der Borg
Research area	SECS/P06
Host institution	Department of Geography and Tourism – KU Leuven
Type and duration of mobility	Teaching activity on tourism management – about 1 week per month in 2018

RESEARCHERS ON SABBATICAL OR RESEARCH LEAVE WITH NO MOBILITY

Name	Mario Cimoli
Research area	Economics
Type and duration of leave	Aspettativa fino al 04/08/2018, poi cessato

Name	Piero Gottardi
Research area	Economics
Type and duration of leave	Aspettativa da 01/09/2013 a 31/08/2018 European University Institute (Florence)

Name	Andrea Moro
------	-------------

Research area	Economics
Type and duration of leave	Research leave from 01/09/2015 - 31/12/2018

Name	Mario Padula
Research area	Econometrics / Economics
Type and duration of leave	Research leave from 07/03/2016 – ongoing – Presidency of COVIP (Commissione vigilanza Fondi Pensione)

Name	Agar Brugiavini
Research area	Economics
Type and duration of leave	Research leave from 1/01/2018 – 30/09/2018 –

Name	Roberto Roson
Research area	Economics
Type and duration of leave	Research leave from 1/10/2018 – 15/09/2019 –

Subsection E.2 – Other actions or internationalization incentives

As mentioned in Section C, some actions of the programmed Reward System will be devoted to support the international visibility of the Department research. In particular, to strengthen existing mechanisms funding will be allocated for:

- Open Access publications in journals of particular scientific value;
- funding for participation to prestigious conferences, particularly to the advantage of junior researchers.

PART IV: Assessment

Section A – External evaluation of Research activity

Subsection A.1 - Evaluation Unit

Evaluation provided by the Ca' Foscari Evaluation Unit (*Nucleo di Valutazione*)

The Report of the Ca' Foscari Evaluation Unit (*Relazione annuale del Nucleo di Valutazione*) – 2019 pointed out that in 2018 Ca' Foscari carried out a monitoring activity on the status of the implementation of the Department Development Plan, based on the technical analysis developed by the Strategic Planning and Programming Area (p.33). According to the analysis made on the progress towards the objectives established in the Department Plan, in September 2019, the Department of Economics adopted a revised version of the Plan, with some adjustment of the 2019-2020 targets.

An evaluation of the results obtained by the Department on the last Evaluation of Research Quality (VQR 2011-2014) was presented in the 2018 Report provided by the Ca' Foscari Evaluation Unit. On that occasion, the Unit noted that the Department of Economics features a general good position, and in some sectors, it is placed in an excellent position.

Review of Departmental policies according to:

- the evaluation provided by the Ca' Foscari Evaluation Unit;
- the Ca' Foscari Advisory Board comments on “2018 Annual Research Report on Research activities”

During the last three years, the Department of Economics (at the level of: the Research Committee; the Executive Board; the Department Council) has analysed and discussed its research results and set the objectives for the future years mainly focussing on the results of the VQR 2011-2014 assessment. The definition of its own Development plans (the 2015-2018 Plan, and more recently, the Excellence Project and the 2019-2020 Plan) has been the main moments for examining and discussing results. Stemming from these assessments, several actions have been defined by the Research Committee and adopted by the Department in order to improve the quality of the research output of the Department. In the Excellence Project, several new actions have also been programmed and they are now being designed and implemented.

The critical points raised by the Advisory Board from the analysis of the “2018 Annual Research Report on Research activities” are summarised in the following table:

Critical points raised by the Advisory Board		
	1) General Assessment	2) Actions
Referee 1	i. Convey most resources to hire new outstanding faculty from outside (at all levels)	i. Choose 3 or 4 actions and focus/use all the resources to reach these goals; eliminate the funding of monographs

	i. Provide information on the PhD programs run by the Department	
Referee 2	i. Striking decline in the productivity of the department members but the explanation seems slightly complacent: try to offer a more open, outspoken analysis of what went wrong with publishing	i. Difficult to assess whether the adopted actions can help invert the declining pattern of scientific productivity given the lack of a clear explanation of what caused it

The table below reports the detailed replies to above critical remarks and, where necessary, the actions adopted by the Department

Replies to critical points raised by the Advisory Board and adopted actions		
	1) General Assessment	2) Actions
Referee 1	<p>i. Within its possibilities and responsibilities, the Department places the greatest attention to the hiring process. Since 2017, the Department regularly offers position on the Economics Job Market (econjobmarket.org) promoted by the European Economics Association. In 2018, the Department won the “Top-up Foscolo Europe Fellowship” from the UniCredit Foundation to attract one of the best young economists.</p> <p>i. We agree with the referee that information on the PhD programs run by the Department should be provided</p>	<p>i. As anticipated above (Part III, Section D), about 30% of the Faculty belongs to CUN Areas that, by established tradition, give high value to scientific monographs not indexed in Scopus. Given the high relevance of this type of publications within the evaluation criteria in VQR exercises, the Department decided to continue to provide this form of support</p> <p>ii. Information on the performance of the PhD programs is provided in Subsections B.1 and B.2</p>
Referee 2	<p>i. The negative trend noted by the referee has been reversed to a positive one in the last year. However, a fair account of the dynamics of this indicator must consider the following elements:</p> <ul style="list-style-type: none"> - about 30% of the Faculty belongs to CUN Areas that, by a consolidated tradition, give high value to scientific monographs or journals not indexed in Scopus. The general quality of these publications is witnessed by the results of the last VQR exercise. - in addition, during the 2015-2017 (and more so in 2016-2018) the Department has grown in size and has been characterized by a strong generational change, with the exit of senior Faculty members with a long record of indexed publications and the entrance of several new junior researchers. <p>Hence, when research productivity is measured in terms of publications in Scopus journals, the fluctuations in the composition of the Faculty (across Areas and positions) greatly affect the outcome.</p>	<p>i. To provide a more in-depth analysis of its research performance, the Departments has adopted a wider set of indicators that avoid the highlighted drawback.</p>

Sources

Relazione annuale del Nucleo di Valutazione - 2019

CA' Foscari Advisory Board, Assessment on departmental annual report on research activities - 2018

Section B – Self-evaluation of Research activity

Subsection B.1 - Indicators

As anticipated in Section A, the monitoring of the research performance of the Department considers several indicators. Their values are reported below.

VQR – Evaluation of Research Quality

According to the last Evaluation of Research Quality (VQR 2011-2014)

- Within Ca' Foscari, the Department of Economics ranks at the top position in all the research quality indicators (IRD1, IRD2 and IRD3). In addition, the final indicator (IRDF) shows that the contribution of the Department to the overall performance of Ca' Foscari is of 18.3% in view of a contribution of 15.37% in terms of delivered products, with an increase of 19%.
- At the national level, the Department of Economics is ranked 5th in Italy, giving the opportunity to the Ca' Foscari University of Venice to be at the 3rd place among the mid-size Universities for CUN Area 13. At the level of single scientific sectors, it is worth to mention that SECS/P05 (Econometrics) ranks 1st, SECS/S06 (Mathematical methods of economy, finance and actuarial sciences) ranks 2nd among mid-size departments and, finally, SECS/P01 (Political economy) and SECS/P02 (Economic Policy) ranks 3rd among small size departments.

Quality of doctoral programs

Indicator: quality of research carried out by members of the PhD Faculty						
PhD Program	Indicator			Rank (within Ca' Foscari)		
	2016	2017	2018	2016	2017	2018
Diritto, mercato e persona	2.9	2.4	2.4	6/14	9/14	9/15
Economics	4.1	3.2	3.4	2/14	1/14	1/15
Ca' Foscari average	2.96	2.59	2.63			

Attractiveness of doctoral programs

Indicator: share of admitted students with a qualification degree from other universities						
PhD Program	Indicator			Rank (within Ca' Foscari)		
	2016	2017	2018	2016	2017	2018
Diritto, mercato e persona	0.88	0.88	1.00	2/14	1/14	1/15
Economics	1.00	0.80	0.71	1/14	3/14	4/15
Ca' Foscari average	0.54	0.52	0.49			

Publications in Anvur “Class A” journals

- share of publications in “Class A” journals

	2016	2017	2018
Department	43.9	49.0	55.4
CUN Area 13	37.8	50.0	51.7
other CUN Areas	53.1	48.1	61.0

- share of Faculty members with at least 1 publication in “Class A” journals

	2016	2017	2018
Department	46.8	43.2	61.4
CUN Area 13	39.2	33.9	51.7
other CUN Areas	61.5	64.0	82.1

Share of publications in top 10% journals indexed in Scopus

	2016	2017	2018
by citations	11.6	3.1	6.3
by SNIP	29.0	19.2	31.3

Position in national and international rankings

- national rankings (ANVUR Ranking, referring to VQR exercise based on 2011-14 performance)
 - i. 3rd university in Area 13 (Economic and Statistic Science) among medium-sized universities in Italy
 - ii. 5th Department of Economics in Italy

- international rankings (each year ranking refers to performance in the year before):

- i. QS World Top Universities Rankings by subject

	2017	2018	2019
Economic & Econometrics	201-250	201-250	201-250
Geography	-	-	151-200

- ii. ShanghaiRanking's Global Ranking of Academic Subjects 2019 Top 300 for Economics

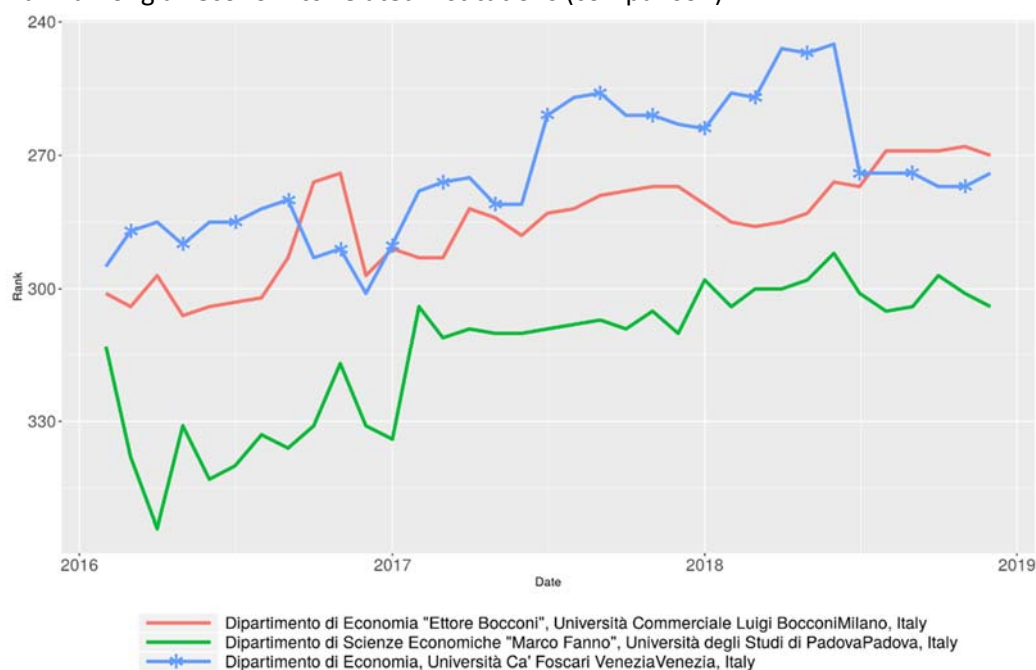
	2017	2018	2019
Economics	201-300	201-300	201-300

- combined rankings (RePEc – Research Papers in Economics)

- i. Rank among all economics-related institutions (average rank by year)

	2016	2017	2018
World	289	268	263
Italy	12	11	12

- ii. Rank among all economics-related institutions (comparison)



iii. Rank among Economics Departments (as of December 2019)

	World	Italy (all)	Italy (public)
Economics Department Ca' Foscari	158	8	6

iv. Rank in top 10% Institutions by Field in NEP (New Economic Papers) (as of December 2019)

Field	World
Agricultural Economics	206
Banking	186
Economic Geography	195
Economics of Aging	81
Econometrics	143
Econometrics of Time Series	110
Energy Economics	81
Environmental Economics	65
European Economics	173
Financial Markets	192
Forecasting	72
Game Theory	150
Macroeconomics	281
Markets Microstructure	36
Microeconomics: European Issues	114
Operations Research	59
Risk Management	82
Urban & Real Estate Economics	339
Utility Models & Prospect Theory	103

Success in competitive tenders

In the last three years, the Department has attracted a yearly average of € 1,266,216.63 in funding from competitive European tenders. Considering the amounts specified in the Grant Agreements at the time of the signature, funding related to European projects reached € 1,208,609 in 2018, € 1,886,309.64 in 2017 and € 703,731.25 in 2016 as detailed in the following table:

2018		
MSCA - Individual Fellowship	ION	180,277.20
MSCA - Individual Fellowship	Security	90,138.60
H2020 - InfraDEV 2018-2020	SSHOC	212,850.00
MSCA - Individual Fellowship	Euterpe	180,277.20
Interreg Italia-Croazia	BluTourSystem	324,450.00
H2020 - Energy Efficiency	EeDapp	220,616.00
TOTAL		1,208,609.00
2017		
FSE	Memento	18,000.00
ERC	Energya	1,082,187.00
MSCA- ITN	Ex-Side	516,122.64
H2020 - Energy Efficiency	EeMap	240,000.00
Microfinance Initiative EIB	Capstone Project Services	30,000.00
TOTAL		1,886,309.64
2016		

Interreg Med	Shapetourism	161,220.00
Interreg Med	AlterEco	354,381.25
Erasmus+ Sport	Hepness	69,930.00
MSCA – RISE	Makers	118,200.00
TOTAL		703,731.25

Subsection B.2 – Review of the Departmental Research activity

Analysis of results and qualitative report on significant research achievements and critical issues during the reporting period.

In general, the distinctive composition of the Faculty in terms of research areas, coupled with a steady growth of the Faculty size (reported in Part II, Section A) and a rather sizeable turnover, makes the analysis of the results quite a complex task:

- About 30% of the Faculty belongs to CUN Areas (11, 12, 14) that, by established tradition, give high value to scientific monographs or on journals not indexed in Scopus. The general quality of these publications is witnessed by the results of the last VQR exercise; in contrast, if research productivity is measured in terms of publications in Scopus journals, these Areas clearly underperform with respect to the other two CUN Areas represented in the department (7, 13).
- Over the 2016-2018 period, the Department is significantly grown in size: the overall number of Faculty members has increased by 11 units, a 14% increase with respect to the number at the beginning of the period. In addition to the growth in size, the Department has witnessed an intense turnover: 9 members have left and have been substituted by new members so that, all in all, 20 new members have entered the Department, equivalent to a 26% change in just three years. Among these new members, the vast majority (15 out of 20) are in Researcher positions (RTD-A or RTD-B). Given their low seniority, it is likely that the entrants have a less significant record of Scopus publications compared to exits.

The patterns just described are unavoidably likely to produce a negative impact on aggregated indicators, particularly on those based on Scopus publications (reported in Part II, Section B). The significant change in the composition of the Faculty means that direct effects of the incentive/reward system are difficult to be traced. That aside, the overall number of scientific products, the number of publications in “Class A” journals and the number of publications in English were higher in 2018 compared to 2016.

The specific set of indicators adopted by the Department however allows a more precise analysis. The overall picture emerging from the set of indicators reported in Part IV, Subsection B.1 is one of a healthy department, confirming, or in certain cases improving, the good performance of the 2015-2017 period.

The following table provides a more detailed account of the performance.

Analysis of Research Activity (2016-2018)	
Indicators	Analysis of performance
VQR	A new VQR exercise will be implemented in 2020 so results are the same of the previous Report

Doctoral Programs	As general information, it is important to emphasise that since 2017 the PhD in Economics has moved from a 3-year to a 4-year program to align it to best international standards. This move has obviously implied an accurate modification of the structure as well as a deeper financial responsibility to cover the scholarships thus witnessing the commitment the Department's attention to graduate studies.
Quality of doctoral programs	The relative quality of the PhD program in Economics has slightly increased between 2016 and 2017; the program is then permanently in the top position of the rank. The relative quality of the PhD program in Diritto, mercato e persona has slightly decreased between 2016 and 2017; the program is consistently among the central positions of the rank.
Attractiveness of doctoral programs	The relative attractiveness of the PhD program in Economics has slightly decreased within the period; the program is still among the top positions of the rank. The relative quality of the PhD program in Diritto, mercato e persona has slightly increased between 2016 and 2017; the program is then permanently in the top position of the rank.
Publications in Anvur "Class A" journals	
Share of "Class A" journals	Overall increase, particularly in CUN Area 13
Share of Faculty with 1+ publications in "Class A" journals	Overall increase, particularly in CUN Areas other than Area 13
Share of publications in top% Scopus journals	Fluctuating around a stable value
Position in national and international rankings	
National rankings	Stable position in national rankings Good position with reference to main competing Departments
International rankings	Stable position in QS World Top Universities and in ShanghaiRanking's Global Rankings Fluctuating around an increasing trend in RePEc World Rank Presence in World top 10% Institutions for 19 out of 90 NEP fields
Success in competitive tenders	Considering the amounts specified in the Grant Agreements at the time of the signature, the amount of attracted funds exceeds the original target of 1,000,000 euros (set at 900,000 since September 2019) in both 2017 and 2018. The funds raised in 2018 are below target (800,000) if funds are counted when they enter the budget (Part I, Section A). Taking a 3-year average to eschew fluctuations due to the accounting methods, the amount of

	attracted funds (1,266,216.33) is perfectly in line with targets
--	--

Improvement actions (including a staffing plan addressing future recruitment and areas to be targeted, cofounding opportunities, provision for start-up funds and equipment, etc.). Progress of the improvement actions foreseen in the previous relation.

The research performance of the Department appears in line with targets and expectations and hence Department's action in coming years will essentially focus on consolidating these results and positive trends, placing particular attention to the attraction of young, talented researchers and established, more senior scholars.

To achieve these aims, as anticipated, some extra resources arising from Department of Excellence budget will be devoted to the reinforcement of the incentive/reward system. These interventions will be implemented in 2020 and targeted primarily at:

- promoting publications in top quality journals
- promoting participation, particularly of junior researchers, to top quality conferences worldwide

Specific incentives will also be deployed to promote the best selection of research products for the next VQR exercise that will take place in 2020.

In addition, some Chairs of Excellence will be launched in 2019/2020, again within the framework of the Department of Excellence, with the aim of recruiting high-quality international researchers and scholars.

Finally, in order to expand research that makes use of big data on the one hand, and in experimental economics on the other hand, the Department of Economics, within the framework of the Project of Excellence, is making significant investments to boost its research infrastructure. In particular, the following activities are planned and will be finalized in 2019/2020:

- a Laboratory of Experimental Economics dedicated to research and teaching activities in experimental economics. The laboratory will consist of a room with 35 workstations and a control space. The computers will be placed in separated cubicles to forbid uncontrolled interactions between the participants during the experiment. The new laboratory will be operational in June 2020.
- a High Performance Computing (HPC) system, developed in cooperation with the Computer Services and Telecommunications Area (ASIT) for a total cost of € 154,573.99. The system is formed of 3 calculation "knots" added to the existing cluster of Ca Foscari for a total of 768 GB of RAM and 300 cores. The system has been installed and is now tested by the Department academic staff.
- A Bloomberg lab. The Department has contributed to the realisation of the new Bloomberg lab, in cooperation with the Department of Management and the University Library Services. The Lab, officially operative since April 2019, is equipped with 15 technologically advanced workstations, two for each Bloomberg Terminal, with an additional workstation for Faculty staff and a separated computer.

Appendixes

A1. ADIR allocations

ADIR allocation in 2016

Faculty members	Score	Allocation
Barro Diana	177.7	625.00
Basso Antonella	371.1	1306.00
Benvenuti Luigi	278.5	980.00
Bernasconi Michele	494.6	1741.00
Bertin Giovanni	500	1760.00
Billio Monica	850	2991.00
Bozza Silvia	843.1	2967.00
Brino Vania	440.2	1549.00
Brugiavini Agar	536.6	1888.00
Camardi Carmela	383	1348.00
Campostrini Stefano	625.02	2200.00
Cardin Marta	411.1	1447.00
Casarin Roberto	900	3167.00
Cavallo Federica	431.6	1519.00
Cavapozzi Danilo	503.1	1770.00
Corazza Marco	443.3	1560.00
Corò Giancarlo	426	1499.00
Corsi Fulvio	840	2956.00
Croda Enrica	15.4	54.00
Currarini Sergio	353	1242.00
De Angelis Lorenzo	527.5	1856.00
De Benetti Cristina	252	887.00
De Pin Antonio	100.2	353.00
De Vido Sara	530.4	1867.00
Derosas Renzo	202.8	714.00
Di Novi Cinzia	320.1	1126.00
Etro Federico	715.9	2519.00
Faggian Silvia	137.2	483.00
Ferretti Paola	230.4	811.00
Gerolimetto Margherita	423.2	1489.00
Giove Silvio	584.4	2057.00
Giupponi Carlo	856.5	3014.00
Irti Claudia	170	598.00
Lamicela Mariella	354	1246.00
Lodigiani Elisabetta	298.6	1051.00
Lucchetta Marcella	391.5	1378.00
Magrini Stefano	369.7	1301.00
Mancini Marco	285.5	1005.00
Marenzi Anna	163	574.00
Marrella Fabrizio	467.6	1646.00
Martina Giuliana	487.9	1717.00
Massiani Didier Paul	587.2	2066.00
Meschi Elena Francesca	473	1665.00

Molinari Maria Cristina	126.3	444.00
Moro Andrea	180	633.00
Nardon Martina	272.2	958.00
Olivi Marco	274.5	966.00
Pace Noemi	527	1855.00
Padula Mario	469.6	1653.00
Paradiso Antonio	786.3	2767.00
Parpinel Francesca	124.9	440.00
Pasini Giacomo	723.2	2545.00
Pastore Andrea	234.5	825.00
Pelizzon Loriana	750	2639.00
Pellizzari Paolo	621.56	2187.00
Perulli Adalberto	640.5	2254.00
Pianca Paolo	272.2	958.00
Pizzi Claudio	464.8	1636.00
Rizzi Dino	207.5	730.00
Roson Roberto	683.27	2405.00
Sartore Domenico	195.5	688.00
Senigaglia Roberto	590	2076.00
Sicchiero Gianluca	578.5	2036.00
Soriani Stefano	341.8	1203.00
Ticozzi Marco	308	1084.00
Tonellato Stefano Federico	146.5	516.00
Urbani Alberto	517.7	1822.00
Vallerani Francesco	400.55	1410.00
Van der Borg Jan	101.5	357.00
Volpe Mario	208.5	734.00
Zanardo Alessandra	477	1679.00
Zanchi Giuliano	453.5	1596.00
Zantomio Francesca	232.9	820.00
Zolin Bruna	333.2	1173.00
Zorzi Andrea	262.5	924.00
Total	31257.9	110,005.00

ADIR allocation in 2017

Faculty members	Score	Allocation
Barro Diana	138.2	497.00
Basso Antonella	308.3	1110.00
Michele Belloni	5099	1835.00
Benvenuti Luigi	3325	1197.00
Bernasconi Michele	5806	2089.00
Bertin Giovanni	6053	2178.00
Billio Monica	710	2555.00
Bozza Silvia	73576	2648.00
Brino Vania	4067	1464.00
Brugiavini Agar	6366	2291.00
Camardi Carmela	383	1378.00
Campostrini Stefano	71682	2580.00
Cardin Marta	4286	1542.00
Casarin Roberto	87794	3160.00

Cavallo Federica	50405	1814.00
Cavapozzi Danilo	5815	2093.00
Corazza Marco	5093	1833.00
Corò Giancarlo	3985	1434.00
Corsi Fulvio	581	2091.00
Croda Enrica	154	55.00
Currarini Sergio	2799	1007.00
De Angelis Lorenzo	5531	1990.00
De Benetti Cristina	186	669.00
De Pin Antonio	150	540.00
Derosas Renzo	1327	478.00
Dindo Pietro	400	1440.00
Etro Federico	6759	2432.00
Faggian Silvia	2336	841.00
Ferretti Paola	326	1173.00
Gerolimetto Margherita	5232	1883.00
Giove Silvio	6599	2375.00
Giupponi Carlo	900	3239.00
Irti Claudia	140	504.00
Lamicela Mariella	247	889.00
Lucchetta Marcella	4115	1481.00
Magrini Stefano	3632	1307.00
Mancini Marco	140	504.00
Marenzi Anna	249	896.00
Marrella Fabrizio	4856	1748.00
Martina Giuliana	5334	1920.00
Massiani Didier Paul	5898	2123.00
Meschi Elena Francesca	513	1846.00
Molinari Maria Cristina	665	239.00
Nardon Martina	200	720.00
Olivi Marco	2155	776.00
Pace Noemi	6519	2346.00
Padula Mario	4696	1690.00
Paradiso Antonio	7796	2806.00
Parpinel Francesca	80	288.00
Pasini Giacomo	7232	2603.00
Pastore Andrea	2345	844.00
Pelizzon Lorian	600	2159.00
Pellizzari Paolo	5799	2087.00
Perulli Adalberto	705	2537.00
Pianca Paolo	200	720.00
Pizzi Claudio	4516	1625.00
Rizzi Dino	1985	714.00
Roson Roberto	5996	2158.00
Sartore Domenico	2605	937.00
Senigaglia Roberto	605	2177.00
Sicchiero Gianluca	5905	2125.00
Soriani Stefano	66721	2401.00
Ticozzi Marco	131	471.00
Tonellato Stefano Federico	1465	527.00

Urbani Alberto	5361	1929.00
Vallerani Francesco	5125	1844.00
Van der Borg Jan	108	389.00
Volpe Mario	1285	462.00
Zanardo Alessandra	475	1709.00
Zanchi Giuliano	3505	1261.00
Zantomio Francesca	4764	1714.00
Zolin Bruna	170	612.00
Total	3103838	109,999.00

ADIR allocation in 2018

Faculty members	Score	Allocation
Barro Diana	18820	704.00
Basso Antonella	35830	1340.00
Michele Belloni	40320	1508.00
Benvenuti Luigi	35200	1317.00
Bernasconi Michele	57950	2168.00
Bertin Giovanni	57380	2146.00
Billio Monica	81310	3042.00
Bozza Silvia	83640	3129.00
Brino Vania	42020	1572.00
Brugiavini Agar	59640	2231.00
Camardi Carmela	40000	1496.00
Camatti Nicola	3800	142.00
Campostrini Stefano	83330	3117.00
Cardin Marta	25750	963.00
Casarin Roberto	90000	3367.00
Cavallo Federica	50845	1902.00
Cavapozzi Danilo	36500	1365.00
Corazza Marco	49600	1855.00
Corazzini Luca	68660	2568.00
Corò Giancarlo	37000	1384.00
Corsi Fulvio	46500	1739.00
Croda Enrica	9750	365.00
Currarini Sergio	47990	1795.00
De Angelis Lorenzo	57720	2159.00
De Benetti Cristina	19800	741.00
De Pin Antonio	14260	533.00
De Vido Sara	64050	2396.00
Dindo Pietro	10000	374.00
Etro Federico	36330	1359.00
Faggian Silvia	18000	673.00
Ferretti Paola	30960	1158.00
Gerolimetto Margherita	39500	1478.00
Giove Silvio	57900	2166.00
Giupponi Carlo	87660	3279.00

Irti Claudia	34000	1272.00
Lamicela Mariella	36700	1373.00
Lucchetta Marcella	54650	2044.00
Maggioni	84660	3167.00
Magrini Stefano	25000	935.00
Mammi	29000	1085.00
Mancini Marco	24000	898.00
Marenzi Anna	10100	378.00
Martina Giuliana	52100	1949.00
Marrella Fabrizio	57150	2138.00
Massiani Didier Paul	53020	1983.00
Meschi Elena Francesca	62790	2349.00
Molinari Maria Cristina	6650	249.00
Nardon Martina	20500	767.00
Olivi Marco	14200	531.00
Pasini Giacomo	58160	2176.00
Perulli Adalberto	71000	2656.00
Pianca Paolo	23500	879.00
Pace Noemi	74300	2779.00
Paradiso Antonio	55480	2075.00
Parpinel Francesca	16500	617.00
Pastore Andrea	13730	514.00
Pelizzon Loriana	55650	2082.00
Pellizzari Paolo	56918	2129.00
Pizzi Claudio	53588	2005.00
Rizzi Dino	18100	677.00
Roson Roberto	76650	2867.00
Senigaglia Roberto	61500	2301.00
Sicchiero Gianluca	62440	2336.00
Soriani Stefano	66721	2496.00
Teglio Andrea	35745	1337.00
Ticozzi Marco	20300	759.00
Tonellato Stefano Federico	6550	245.00
Urbani Alberto	44685	1672.00
Vallerani Francesco	46230	1729.00
Van der Borg Jan	29790	1114.00
Volpe Mario	14000	524.00
Zanardo Alessandra	46200	1728.00
Zanchi Giuliano	28850	1079.00
Zantomio Francesca	36600	1369.00
Zolin Bruna	32105	1201.00
Total	3207827	119,995.00

A2 Working Papers 2016-2018

2016

- 01/16 Monica Billio, Lorenzo Frattarolo, Lorian Pelizzon [Hedge Fund Tail Risk: An investigation in stressed markets, extended version with appendix](#)
- 02/16 Margherita Gerolimetto, Stefano Magrini [Distribution Dynamics in the US A Spatial Perspective](#)
- 03/16 Monica Billio, Massimiliano Caporin, Lorenzo Frattarolo, Lorian Pelizzon [Networks in risk spillovers: a multivariate GARCH perspective](#)
- 04/16 Cinzia Di Novi, Dino Rizzi, Michele Zanette [Larger is Better: the Scale Effects of the Italian Local Healthcare Authorities Amalgamation Program](#)
- 05/16 Matija Kovacic, Cristina Orso [Why do some countries fear immigration more than others? Evidence from Europe](#)
- 06/16 Roberto Roson, Martina Sartori [Estimation of climate change damage functions for 140 regions in the GTAP9 database](#)
- 07/16 Roberto Roson, Richard Damania [Simulating the Macroeconomic Impact of Future Water Scarcity: an Assessment of Alternative Scenarios](#)
- 08/16 Luciana Dalla Valle, Fabrizio Leisen, Luca Rossini [Bayesian Nonparametric Conditional Copula Estimation of Twin Data](#)
- 09/16 Nigel Rice, Francesca Zantomio [Acute health shocks and labour market outcomes](#)
- 10/16 Jean-Michel Grandmont [Endogenous Procyclicality of Labor Productivity, Employment, Real Wages and Effort in Conditionally Heteroskedastic Sunspots Unemployment Business Cycles with Negishi-Solow Efficiency Wages](#)
- 11/16 Anastasia Girshina [Implications of Fiscal Policy for Housing Tenure Decisions](#)
- 12/16 Andrea Zorzi [A European Nevada? Bad Enforcement As an Edge in State Competition for Incorporations](#)
- 13/16 Alessandro Moro [Distribution Dynamics of Property Crime Rates in the United States](#)
- 14/16 Mauro Costantini, Iris Meco, Antonio Paradiso [Common trends in the US state-level crimeWhat do panel data say?](#)
- 15/16 Dmitry Levando [Non-cooperative equilibrium with multiple deviators](#)
- 16/16 Cinzia Di Novi, Anna Marenzi, Dino Rizzi [Do healthcare tax credits help poor healthy individuals on low incomes?](#)
- 17/16 Domenico Sartore, Fausto Corradin [Non Central Moments of the Truncated Normal Variable](#)
- 18/16 Fausto Corradin, Domenico Sartore [Weak Dependence of CRRA on Standard Deviation in the Case of Truncated Normal Distribution of Returns](#)
- 19/16 Silvia Delrio [Estimating the effects of global uncertainty in open economies](#)
- 21/16 Giorgio Fabbri, Silvia Faggian, Giuseppe Freni [Non-existence of Optimal Programs in Continuous Time](#)
- 22/16 Daniela Di Cagno, Werner Grth, Noemi Pace, Arianna Galliera, Francesca Marzo [\(Sub\) Optimality and \(Non\) Optimal Satisficing in Risky Decision Experiments](#)
- 22/16 Monica Billio, Roberto Casarin, Luca Rossini [Bayesian nonparametric sparse seemingly unrelated regression model \(SUR\)](#)
- 23/16 Roberto Roson [A GAMS-like Modeling System based on Python and SAGE](#)
- 24/16 Marcella Lucchetta, Michele Costola, Lorenzo Frattarolo, Antonio Paradiso [Do we need a stochastic trend in cay estimation? Yes](#)
- 25/16 Licia Ferranna, Margherita Gerolimetto, Stefano Magrini [The Evolution of Income Disparities across US Metropolitan Statistical Areas](#)
- 26/16 Licia Ferranna, Margherita Gerolimetto, Stefano Magrini [Urban Governance Structure and Wage Disparities across US Metropolitan Areas](#)
- 27/16 Licia Ferranna, Margherita Gerolimetto, Stefano Magrini [The effect of immigration on convergence dynamics in the US](#)
- 28/16 Lorenzo Frattarolo, Francesca Parpinel, Claudio Pizzi [Systemically Important Banks: A Permutation Test Approach](#)
- 29/16 Maria Bruna Zolin, Matilde Cassin [The Chinese Food Industry: development, constraints and policies](#)

30/16 Fausto Corradin, Domenico Sartore [Risk Aversion: Differential Conditions for the Concavity in Transformed Two-Parameter Distributions](#)

31/16 Michele Bernasconi, Rosella Levaggi, Francesco Menoncin [Dynamic Tax Evasion with Habit Formation](#)

32/16 Federico Etro [Macroeconomics with endogenous markups and optimal taxation](#)

33/16 Noemi Pace, Silvio Daidone, Benjamin Davis, Luca Pellerano [Does “soft conditionality” increase the impact of cash transfers on desired outcomes? Evidence from a randomized control trial in Lesotho](#)

34/16 Giacomo Pasini, Rob Alessie, Adriaan Kalwij [When you need it or when I die? Timing of monetary transfers from parents to children](#)

35/16 Martina Nardon, Paolo Pianca [Covered call writing in a cumulative prospect theory framework](#)

36/16 James Alm, Michele Bernasconi, Susan Laury, Daniel J Lee, Sally Wallace [Culture, Compliance, and Confidentiality: Taxpayer Behavior in the United States and Italy](#)

37/16 Jérôme Massiani, Andreas Gohs [The choice of Bass model coefficients to forecast diffusion for innovative products: An empirical investigation for new automotive technologies](#)

38/16 Iuliana Bitca, Andrea Ellero, Paola Ferretti [Is there any link between level of instruction and financial choices? A study on a Generation Y-based survey](#)

2017

01/17 Facundo Alvaredo, Salvatore Morelli, Anthony B Atkinson [Top wealth shares in the UK over more than a century](#)

02/17 Maria Bruna Zolin, Matilde Cassin, Ilda Mannino [Food security, food safety and pesticides: China and the EU compared](#)

03/17 Lara Tavares, Francesca Zantomio [Inequity in healthcare use among older people after 2008: The case of Southern European Countries](#)

04/17 Roberto Roson [Assessing the cost of supplying water for agriculture: the food supply cost curve](#)

05/17 Jan Van der Borg, Nicola Camatti, Dario Bertocchi, Andrea Albarea [The Rise of the Sharing Economy in Tourism: Exploring Airbnb Attributes for the Veneto Region](#)

06/17 Shamnaaz B Sufrauj, Giancarlo Corò, Mario Volpe [Regional labour market mobility A network analysis of inter-firm relatedness](#)

07/17 Roberto Roson [Beyond Water Stress: Structural Adjustment and Macroeconomic Consequences of the Emerging Water Scarcity](#)

08/17 Paolo Bertoletti, Federico Etro [Monopolistic Competition, As You Like It](#)

09/17 Lilia Cavallari, Federico Etro [Demand, Markups and the Business Cycle Bayesian Estimation and Quantitative Analysis in Closed and Open Economies](#)

10/17 Federico Etro [The Heckscher-Ohlin Model with Monopolistic Competition and General Preferences](#)

11/17 Roberto Roson, Dominique van der Mensbrugge [Demand-Driven Structural Change in Applied General Equilibrium Models](#)

12/17 Ignazio Musu [The difficult path to a sustainable economic growth](#)

13/17 Federico Etro [The Economics of Renaissance Art](#)

14/17 Michele Belloni, Agar Brugiavini, Raluca E Buia, Ludovico Carrino, Danilo Cavapozzi, Cristina E Orso, Giacomo Pasini [What do we learn about redistribution effects of pension systems from internationally comparable measures of Social Security Wealth?](#)

15/17 Roberto Roson [Understanding the Global Dynamics of Sectoral Labor Productivity](#)

16/17 Giancarlo Corò, Dejan Pejčić, Mario Volpe [Enabling Factors in Firms Adoption of New Digital Technologies An Empirical Inquiry on a Manufacturing Region](#)

17/17 Pietro Dindo, Filippo Massari [The Wisdom of the Crowd in Dynamic Economies](#)

18/17 Antonella Basso, Marta Cardin, Achille Giacometti, Chiara Mio [Sustainability indicators for university ranking](#)

19/17 Martina Sartori, Davide Geneletti, Stefano Schiavo, Rocco Scolozzi [To what extent will climate and land-use change affect EU-28 agriculture? A computable general equilibrium analysis](#)

20/17 Tommaso Frattini, Elena Meschi [The effect of immigrant peers in vocational schools](#)

21/17 Martina Sartori [Hosting a Mega-Event: Is it Good or Bad for the Economy? General Equilibrium Models as a Litmus Paper Test](#)

22/17 Jean-Michel Grandmont [Behavioral Heterogeneity: Pareto Distributions of Homothetic Preference Scales and Aggregate Expenditures Income Elasticities](#)

23/17 Daniela Di Cagno, Arianna Galliera, Werner Güth, Noemi Pace [Behavioral Patterns and Reduction of Sub-Optimality: An Experimental Choice Analysis](#)

24/17 Monica Billio, Anna Petronevich [Dynamical Interaction Between Financial and Business Cycles](#)

25/17 Jean-Michel Grandmont [Countercyclical Endogenous Uncertainty Shocks, Efficiency Wages and Procyclical Precautionary Labor Productivity](#)

26/17 Aregawi G Gebremariam, Elisabetta Lodigiani, Giacomo Pasini [The impact of Ethiopian Productive Safety-net Program on children's educational aspirations](#)

27/17 Luca Gerotto, Paolo Pellizzari [A replication of Pindyck's willingness to pay: on the sacrifice needed to obtain results](#)

28/17 Agar Brugiavini, Danilo Cavapozzi, Yao Pan [Education gradient in well-being late in life: the case of China](#)

29/17 Luca Gerotto, Antonio Paradiso [Expectations and uncertainty: A common-source infection model for selected European countries](#)

30/17 Luca Corrazzini, Stefano Galavotti, Paola Valbonesi [An Experimental Study on Sequential Auctions with Privately Known Capacities](#)

31/17 Pietro Dindo, Jacopo Staccioli [Asset prices and wealth dynamics in a financial market with endogenous liquidation risk](#)

2018

01/18 Dmitry Levando, Maxim Sakharov [Natural Instability of Equilibrium Prices](#)

02/18 M Cristina Molinari [How the Republic of Venice chose its Doge: Lot-based elections and supermajority rule](#)

03/18 Giulio Bottazzi, Pietro Dindo, Daniele Giachini [Momentum and Reversal in Financial Markets with Persistent Heterogeneity](#)

04/18 Cinzia Di Novi, Anna Marenzi [The Smoking Epidemic across Generations, Gender and Educational Groups: A Matter of Diffusion of Innovations](#)

05/18 Serena Trucchi, Elsa Fornero, Mariacristina Rossi [Retirement rigidities and the gap between effective and desired labour supply by older workers](#)

06/18 Luisa Bisaglia, Margherita Gerolimetto [Estimation and forecasting in INAR\(p\) models using sieve bootstrap](#)

07/18 Giorgio Fabbri, Silvia Faggian, Giuseppe Freni [Spatial resource wars: A two region example](#)

08/18 Peter Martey Addo, Dominique Guegan, Bertrand Hassani [Credit Risk Analysis using Machine and Deep learning models](#)

09/18 Elisabetta Aurino, Jasmine Fledderjohann, Sukumar Vellakkal [Inequalities in adolescent learning: Does the timing and persistence of food insecurity at home matter?](#)

10/18 Marius Cristian Frunza, Dominique Guégan [Is the Bitcoin Rush Over?](#)

11/18 Wolfgang Britz, Roberto Roson [G-RDEM: A GTAP-based recursive dynamic CGE model for long-term baseline generation and analysis](#)

12/18 Wolfgang Britz, Roberto Roson [Exploring Long Run Structural Change with a Dynamic General Equilibrium Model](#)

13/18 Monica Billio, Roberto Casarin, Sylvia Kaufmann, Matteo Iacopini [Bayesian Dynamic Tensor Regression](#)

14/18 Monica Billio, Roberto Casarin, Matteo Iacopini [Bayesian Markov Switching Tensor Regression for Time-varying Networks](#)

15/18 Matteo Iacopini, Dominique Guégan [Nonparametric Forecasting of Multivariate Probability Density Functions](#)

16/18 Tullio Bucciato, Giancarlo Corò [Structural change and convergence across European regions](#)

17/18 Emilio Celotto, Andrea Ellero, Paola Ferretti [Coexistence of Symmetry Properties for Bayesian Confirmation Measures](#)

18/18 Roberto Casarin, Fausto Corradin, Francesco Ravazzolo, Domenico Sartore [A scoring rule for factor and autoregressive models under misspecification](#)

- 19/18 Federico Etro [Conglomerate Mergers and Entry in Innovative Industries](#)
- 20/18 Federico Etro, Silvia Marchesi, Elena Stepanova [Liberalizing Art Evidence on the Impressionists at the end of the Paris Salon](#)
- 21/18 Nobre Pereira, Margarida Santos, Dario Bertocchi, Nicola Camatti, Jan Van der Borg [Tourism Observatories 30: A Transnational Experiment in the MED](#)
- 22/18 Matija Kovacic, Claudio Zoli [Ethnic Distribution, Effective Power and Conflict](#)
- 23/18 Agnes Kovacs, Concetta Rondinelli, Serena Trucchi [Permanent versus Transitory Income Shocks over the Business Cycle](#)
- 24/18 Fausto Corradin, Domenico Sartore [Risk Aversion: Differential Conditions for the Iso-Utility Curves with Positive Slope in Transformed Two-Parameter Distributions](#)
- 25/18 Marinella Davide, Enrica De Cian, Alexis Bernigaud [Energy for adaptation: connecting the Paris Agreement with the Sustainable Development Goals](#)
- 26/18 Danilo Cavapozzi, Chiara Dal Bianco [The effect of work disability on the intention to retire of older workers](#)
- 27/18 Suqin Ge, Andrea Moro, Beibei Zhu [Testing for Asymmetric Employer Learning and Statistical Discrimination](#)
- 28/18 Enrica Croda, Jonathan Skinner, Laura Yasaitis [The Health of Disability Insurance Enrollees: An International Comparison](#)
- 29/18 Michael Donadelli, Luca Gerotto, Marcella Lucchetta, Daniela Arzu [Migration Fear, Uncertainty, and Macroeconomic Dynamics](#)

A3 Conferences and events

Title	Organisers	Date
2016		
Rapporti di coppia e genitoriali	DEC	14/12/2016
Il Diritto al cibo e all'acqua nell'età degli esodi di massa	DEC, Centro Studi Giuridici	12/12/2016
Conference in Memory of Valeria Solesin	DEC – Università di Trento – Université Paris 1 Pantheon Sorbonne	11/11/2016
ESOB Meeting 2016 - European Seminar on Bayesian Econometrics	DEC	27/10/2016
CREDIT 2016 Conference on "Credit Risk Evaluation Designed for Institutional Targeting in Finance"	DEC – GRETA	06/10/2016
Framing Climate Change and Green Economy in the Sustainable Development Goals	DEC – Dottorato SGCC – VIU	12/09/2016
Sustainable Development, Global Trade and Social Rights	DEC – International Society for Labour and Social Security Law – European Inter-University Centre for Human Rights and Democratisation	19/06/2016
MAF 2016 – Mathematical and Statistical Methods for Actuarial Sciences and Finance	DEC – Paris Dauphin University – University of Salerno	30/03/2016
2017		
Vergogna e diritti umani Orizzonti incrociati tra letteratura filosofia diritto e storia	DEC, Centro Studi Giuridici	12/12/2017
Economia circolare, swapping e turismo (SERR)	DEC – Dipartimento di Management – Ca' Foscari Sostenibile	22/11/2017
L'Unione Europea e le nuove relazioni Est Ovest	DEC – IBATAX	20/10/2017
Intersezioni. Nuove tendenze tra genere e lavoro sul campo in antropologia e in geografia	DEC – Università di Padova – Università di Verona	16/10/2017
Blackrock, Candriam Italia, Invesco Italia, Pictet Asset Management, Vontobel	DEC	06/10/2017
CREDIT 2017 - Interest Rates, Growth and Regulation	DEC - GRETA	28/09/2017

ECONOMIC CRIME SURVEY Blockchain & Cryptocurrency	DEC - Invenicement Economic Forum	22/09/2017
Autorità giudiziaria e sistema economico	DEC	22/09/2017
Global Trade and Labour Rights	DEC – International Society for Labour and Social Security Law – European Inter-University Centre for Human Rights and Democratisation	18/06/2017
Il caso del Lupo	DEC	15/06/2017
Racconta la tua ricerca! RESEARCH COMMUNICATION WEEK 2017-Quando economia e business fanno notizia	DEC	07/06/2017
Sex trafficking #BAwareNow	DEC	16/05/2017
Le criticità finanziarie dei comuni: norme, indicatori, prassi applicative	DEC	08/05/2017
Guido Cazzavillan Fellowship 2017 - Consegna borse e premi "Guido Cazzavillan" e "Riccardo Faini"	DEC	21/04/2017
Esplorazioni fluviali Turismo avventura e coscienza ambiental	DEC	20/04/2017
L'economista, il poeta e il musicista: dell'utile, dell'inutile e del dilettevole	DEC – Fondazione i Cinquecento	25/02/2017
Il piano strategico del turismo 2017-2022. Scenari per il futuro del turismo in Italia	DEC	23/02/2017
2018		
Conferenza in memoria di Valeria Solesin "Come on girls, let's work! Allez les filles, au travail!"	DEC – Università di Trento – Università Paris 1 Pantheon Sorbonne	29/01/2018
Presentazione del Rapporto FMI "Inequality and Poverty Across Generations in the European Union"	DEC - Invenicement	05/02/2018
Sistemi di welfare in Europa e pratiche di Long Term Care	DEC – Dipartimento di Filosofia e Beni Culturali	09/03/2018
MAF 2018 – Mathematical and Statistical Methods for Actuarial Sciences and Finance	DEC – University Carlos III of Madrid – University of Salerno	04/04/2018
Methodological issues for the evaluation of large public expenditure programs: case of mega events	DEC – International Association of Sports Economists (IASSE) – Associazione Italiana per le Scienze Regionali (AISRE)	30/04/2018
The Role of the State and Industrial Relations	DEC – International Society for Labour and Social Security Law – European Inter-University Centre for Human Rights and Democratisation	07/05/2018
Robert Engle - Monitoring Risk with VLAB	DEC	15/05/2018
XV workshop cMET05 - Economia e politiche per lo sviluppo dell'industria e della società	UniVE – UniFE – UniFI – UniOR – UniVPM – UniUD	07/06/2018
The Impact of Brexit on Judicial Cooperation in Cross-Border Insolvency and Restructuring in the EU	DEC	21/06/2018
Advances in Bayesian modelling	DEC, Centro Vera	05/07/2018
CREDIT 2018 - Small Business Risk, Financial Regulation and Big Data Analytics	DEC – GRETA	27/09/2017
Le crisi bancarie dalla prospettiva del diritto penale	DEC	28/09/2018
Conoscenze, attitudini e comportamenti finanziari (#DEC)	DEC – Consob – Dipartimento di Management	09/10/2018
Il lavoro nelle imprese multinazionali	DEC – Ca' Foscari Challenge School	19/10/2018
Climate change impacts and coastal tourism: the North Queensland Coast (Australia)	DEC	12/11/2018
Overtourism Mediterranean Cities in Comparison	DEC – Observatory on Tourism in the European Islands (OITE)	15/11/2018
Guerre Commerciali e imprese a Nord Est Dazi, sanzioni internazionali o nuove opportunità d'affari?	DEC – Ca' Foscari Challenge School – Centro SELISI	19/11/2018

Donne disarmanti / Disarming Women	DEC – Dipartimento di Studi Linguistici e Culturali Comparati	23/11/2018
I luoghi dell'economia Le dimensioni delle sovranità 4° Convegno ADDE	DEC – Associazione dei Docenti di Diritto dell'Economia (ADDE)	29/11/2018
Valori del lavoro e disciplina dei licenziamenti: la sentenza 194/2018 della Corte Costituzionale	DEC	07/12/2018
Il Veneto: dal paesaggio palladiano alle geografie del disagio	DEC	12/12/2018
Il bilancio è un bene pubblico: le recenti decisioni della corte costituzionale	DEC – Fondazione Ca' Foscari	14/12/2018