

GUIDE TO THE CA' FOSCARI ONLINE ITALIAN PLACEMENT TEST

STEP 1 >

TECHNICAL REQUIREMENTS

The Italian placement test is online on the **Ca' Foscari Moodle platform**.

In order to log in to Moodle you need:

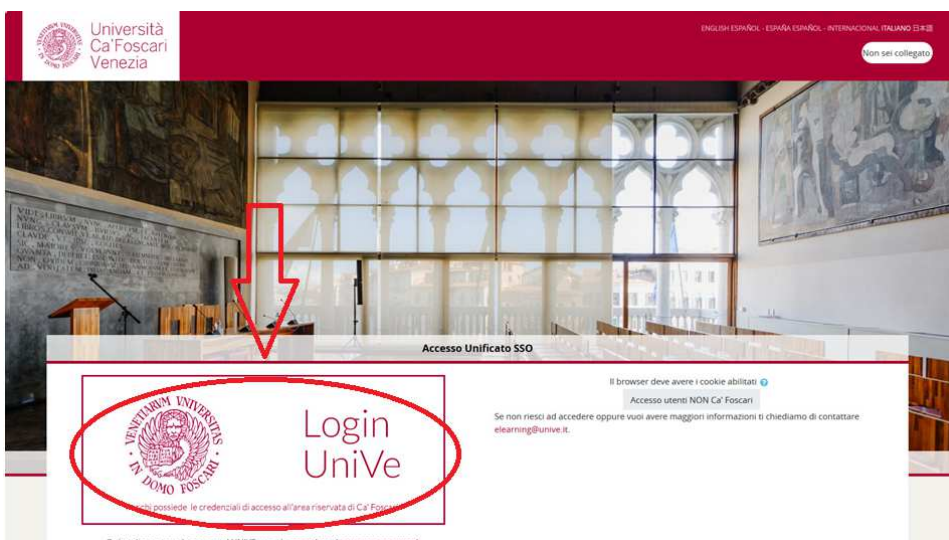
- a PC with an operating system such as MacOSX, MS-Windows o Linux. The operating system version must be updated;
- an average speed internet connection in order to play video and audio clips;
- any updated standards compliant web browser:
 - a. Firefox
 - b. Internet Explorer
 - c. Safari
 - d. Edge

N.B. Please remember to **enable cookies** in your browser.

STEP 2 >

HOW TO ACCESS THE TEST

- 1- Click on <https://moodle.unive.it/course/view.php?id=2399> or copy and paste the URL on your browser.
- 2- The above link will lead you to the Moodle main page. Please log in the "Login UniVe" area with your Unive account (username and password provided by Ca' Foscari):



3- Please insert the enrolment key: **place2019** and click on “Enrol me” or “Iscrivimi”

Opzioni di iscrizione

Test di piazzamento/Placement test

Iscrizione con chiave

Chiave di iscrizione



You will be lead to the Italian language placement test main page.

TEST DI PIAZZAMENTO LINGUA ITALIANA - ITALIAN LANGUAGE PLACEMENT TEST

Test di piazzamento lingua italiana

Italian Language Placement Test



Il test di piazzamento permette di individuare il livello di competenza nella lingua italiana per le abilità di lettura, ascolto e le conoscenze lessicali e grammaticali.

Il test è composto da esercizi a scelta multipla, vero/falso e riempimento e può essere provato una sola volta.

Il test è a tempo. Per ogni livello è previsto un tempo di esecuzione entro il quale completarlo.

Per svolgere il test si deve partire dal livello A1. Se il risultato sul livello è maggiore o uguale al 60/100 di risposte corrette, il sistema propone la serie di esercizi per il livello successivo.

In caso contrario, conferma il livello appena svolto e non è possibile affrontare il livello successivo.

This placement test assesses the level of a student's knowledge of Italian as far as reading, listening, grammar and lexical skills are concerned.

The test consists of multiple choice, true/false and gap filling exercises and can be taken only once.

This is a timed test and each level has a time limit within which the test should be completed.

You should start from level A1 and if your result is equal to or greater than 60/100 of correct answers, the system will submit the set of exercises for the next level, otherwise the given level will be confirmed and it will not be possible to take the following one.



4- You can now start your test by clicking on “A1”

5- Click on “Attempt quiz now” to confirm

Test di piazzamento/Placement test

Home / My courses / Place_test / TEST DI PIAZZAMENTO LINGUA ITALIANA - ITALIAN LANGUAGE PLACEMENT TEST / A1

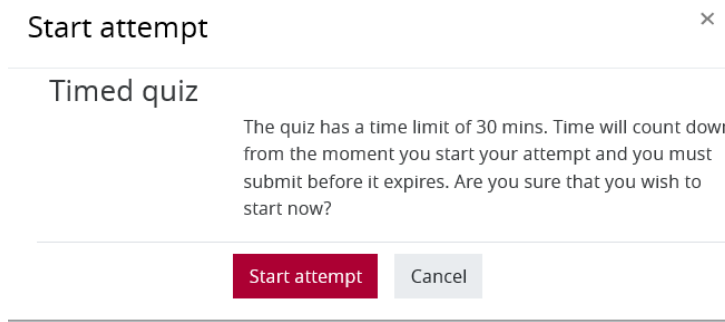
A1

Attempts allowed: 1

Time limit: 30 mins

Attempt quiz now

6- Click on “Start attempt” to confirm



- The placement test assesses the level of a student's knowledge of Italian as far as reading, listening, grammar and lexical skills are concerned.
- You can only start from level A1 and if your result is equal to or greater than 60/100 of correct answers, the system will submit the set of exercises for the next level, otherwise the given level will be confirmed and it will not be possible to take the following one.
- The test consists of multiple choice, true/false and gap filling exercises and can be taken only once. Only **one option is correct**.
- You can give only one answer.
- It's a timed test and each level has a time limit within which the test should be completed.

N.B. Make sure you answer all questions in the exercises since no revision is possible!

7- At the end of your attempt on your level click on “Submit all and finish”.

A1


Summary of attempt

Question	Status
1	Answer saved
2	Answer saved
3	Answer saved
4	Answer saved
5	Answer saved
6	Answer saved

[Return to attempt](#)

Time left 0:28:57

This attempt must be submitted by Wednesday, 29 May 2019, 3:50 PM.



If your result is equal to or greater than 60/100, you can start the next level of exercises otherwise your final placement result will be displayed as shown below:

A1

Attempts allowed: 1

Time limit: 30 mins

Summary of your previous attempts

State	Marks / 190	Grade / 100	Review	Feedback
Finished Submitted Wednesday, 29 May 2019, 3:28 PM	64	34		Se hai ottenuto un punteggio maggiore o uguale al 60/100 , vai livello successivo A2 . Se il tuo punteggio è inferiore a 60/100 , il tuo livello è A1

Your final grade for this quiz is 34/100.

Overall feedback

Se hai ottenuto un punteggio **maggiore o uguale al 60/100**, vai **livello successivo A2**.

Se il tuo punteggio è **inferiore a 60/100**, il tuo livello è **A1**

No more attempts are allowed

STEP 3 >

Please note that you are not allowed to use :

- dictionaries;
- grammar books;
- textbooks;
- any other linguistic support (electronic devices, e-readers, e-dictionaries; friends who know Italian etc.)